

ë°°ê±° ê'€ë|¬

ë°°ë,,^ ì ,,ış©ìœ¼äiœ 2ê°œî~ ê'€ë|¬ íž~ì'ê°€ ìž~ìšµë<^ë<α:

1. "ê'€ë|¬ > ë°°ë,,^" (tiki-list_banners.php)

ì—¬ê,°ëš" êµ¬ì—(zones)ì,, ëšŒë"αê³ , ì»"í...ì, ë¥¼ ì•ì'•~ê³ ì,¬ış©ìžì—ê²Œ í• ë<¹í•~ê³ , ì<œê°,,ëŒ€ë¥¼ ì•ì'•~ëš" ë"±ì,, ìœ,,í•œ ê³³ìž...ë<^ë<α....

Banners

Tip
To use a banner in a module or a template, use (bannerzone=ABC), where ABC is the name of the zone.

Create banner

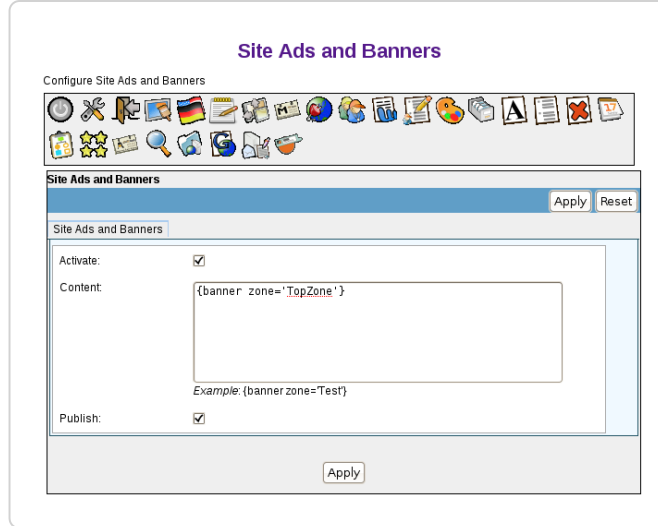
Find

Id	Client	URL	Zone	Created	Method	Use Dates?	Max Impressions	Impressions	Clicks	Action
5	Xavi	banner_click.php?id=5&uri=http://doc.tikiwiki.org/Banners	LateralZoneText	Mon 13 of April, 2009	useText	n	-1	3	0	
1	admin	banner_click.php?id=1&uri=http://doc.tikiwiki.org	LateralZone	Mon 13 of April, 2009	uselimage	n	2147483647	18	0	
3	admin	http://www.feedintariff.com.au	TopZone	Mon 13 of April, 2009	useHTML	n	1000	85	0	
4	Xavi	banner_click.php?id=4&uri=http://cenatic.es	HeaderZone	Wed 11 of March, 2009	uselimage	n	-1	0	0	

Page: 1/1

1. "ê'€ë|¬ > ê'€ë|¬ í™ ^ > ì,¬ì'íš, ê''ê³ ë° ë°°ë,,^" (tiki-admin.php?page=ads)

ì'ë|,,ëšŒìœ¼äiœ ë³'ë©'ë" ëšžì€ ê,°ëš¥ì,, ë<ê³ ìž~ì,, ê²f ê°™ìš€ëšŒ, í~,,ìž¬ì' ê'€ë|¬ íž~ìš€ì~ ìœ ì¼í•œ ë©ìì€ ,¬ì'íš, í—æ" ì~ì—ì— ë°°ë,,^ êµ¬ì—ì,, ìŒ"ê°€í•~ê,° ìœ,,í•œ ê²fìž...ë<^ë<α. ë°°ë,,^ ìœ,,ì¹~ëš" í...Œëš~ì— ë"°ë¼ ì•½ê°,,ì"© ë<αë¥¼ ì~ ìž~ìœ¼äë©°, ë°°ë,,^ êµ¬ì—ì€ ì,¬ì — ì•ì'ë~ì- ìž~ì- ì•¼ëšŒ í•©ë<^ë<α.



ë°ë,,^ êµ¬ì—

°ë,,^ êµ¬ì— ì€ ìš€ì •ëœ ë°ë,,^ë¼ í'œê,°í ì •ì~ëœ ì~ì—ìž...ë^ë<κ. ê•€í•~ì ì,¬ì'íš,ì— ëœ€í•~ì— ñ í•,,ìš"í•œ ëšœí¼ì
 ë°ë,,^ë¼ ì •ì'í• ì~ ìž^ìšµë<^ë<κ, ê,ëì¬ê³ ê° êµ¬ì—ì— ë<κë¼, ë°ë,,^ê°€ í'œì<œë~ë,,ëì í• ì~ ìž^ìšµë<^ë<κ. ì~ë¼
 ë"κë©', ì¼ë°~ì ì, ì,¬ì'íš,ëš" 3ê°œì~ ë°ë,,^ êµ¬ì—ì,, ê°€ìš^ ì~ ìž^ì,, ê²fìž...ë^ë<κ:

- ìfë<" êµ¬ì—, ëª"ë" íž~ì'ìš€ì~ ìfë<"ì— ë°ë,,^ ê''ê³ ë¼ í'œì<œ
- ìçœì, ì~¹ì€ ìš°ì, ì êµ¬ì—, ìçœ ì~¹ì€ ìš° ì— ì—ì,,œ ê''ê³ ë¼ í'œì<œ
- í•~ë<" êµ¬ì—, ìž~ì'ìš€ì~ í•~ë<"ì—ì,,œ ë<κë¼, ë°ë,,^ë¼ í'œì<œ

ë°ë,,^ êµ¬ì—Â ë§Œë“æê,°

if^ ë°ë,,^ë¼¼ ë§Œë“æê,° ì,,ì—, ë°ë,,^ë¼¼ ë†“ê²Œ ë ë°ë,,^ êµ¬ì—ì,, ë³ìœ í•ì¼ë§Œ í•©ë^ë<æ.
if^ ë°ë,,^ êµ¬ì—ì,, ë§Œë“æê æ©´:

1. ê´€ë|¬ ë©”ë%oo ì—ì,,œ ë°ë,,^ë¼¼ í’ë|í•~ì<ìœì~æ. ë°ë,,^ íŽ~ì`ì§€ê°€ ë,~íƒë,~ê³ í~,,ìž¬
ë°ë,,^ë¼¼ í’œì<œí•©ë^ë<æ.
2. ë°ë,,^ ë§Œë“æê,°ë¼¼ í’ë|í•~ì—¬ if^ ë°ë,,^ êµ¬ì—ì,, ë§Œë“œì<ìœì~æ. ã...ë,,^ íŽ,ì§’
í~¹ì€ ë§Œë“æê,° íŽ~ì`ì§€ê°€ ë,~íƒë,©ë^ë<æ.
3. êµ¬ì— ë§Œë“æê,° í•,,ë“œì—ì,,œ, if^ ë°ë,,^ êµ¬ì—ì— ëŒ€í•œ ì’ë|,,ì,, ìž...ë ¼í•~ê³
(ì^ë¼¼ ë“æ©´ **TopZone**) êµ¬ì— ë§Œë“æê,°ë¼¼ í’ë|í•~ì<ìœì~æ.

Edit or create banners

List banners

URL to link the banner create zone: **create zone**

Client:

Max impressions:

Zone:

4. í<°í,æš” if^ ë°ë,,^ êµ¬ì—ì,, (íŽ~ì`ì§€ì~ í•~ë<“ì—ì,,œ) ê,°ìì`ì~ êµ¬ì—ì~ ëª©ëì—
ì¶”ê°€í•©ë^ë<æ.

Remove Zones (you lose entered info for the banner)

name	action
BottomZone	remove
TopZone	remove

ì`ìœ ë°ë,,^ êµ¬ì—ì` ìž^ìœ¼¼ë¬€ëìœ ì<æì œ ë°ë,,^ë¼¼ ë§Œë“æ ìæ€ë¹,,ê°€ ëœ ê²ƒìž...ë^ë<æ.

ë°°ë,,^ ìœ í~ •

í°í,æš" ë<æìœì~ ë°°ë,,^ ìœ í~ •ì,, ëšœë"æ ì~ ìž^ìšµë<^ë<æ:

- **HTML** â€" ë°°ë,,^ì~ ì™,,ë²¹/₂í•œ HTML/XHTML ì½"ë"œ. ì~^ë¼¼ ë"æ©´, ë°°ë,,^ êµí™~ì— ì†œì†ë~ì-´ ìž^ë<æ©´, ë°°ë,,^ë¼¼ í'œì<œí• ì½"ë"œ ìì°ê°ì,, ì^~ì< í• ì~ ìž^ìšµë<^ë<æ. ì£¼ì~: HTMLì~ ì¼ë¶¶œìœì" (-++-) ëší¬ë¼¼ í¬í•"í•~ë©´ ë°°ë,,^ì~ **ëší¬í• URL** í•,,ë"œë¼¼ ìž¬ì •ì'í• ê²fìž...ë<^ë<æ.
- **ê•,ë¼¼** â€" ì-´ë-æ ì'ë¬ ìšœë" ìšœ (PNG, BMP, í~¹ìœ GIF) ì—...ëìœë"œí•~ì—¬ ë°°ë,,^ëìœ ì¬ìš©í• ì~ ìž^ìšµë<^ë<æ.
- **ê³ ì •ëœ URL** â€" í~ ìšæíœ...ëœ ìœ,,ì~ì—ì,,œ ë°°ë,,^ë¼¼ ì—°ê²°í• ì~ ìž^ìšµë<^ë<æ. ì~^ë¼¼ ë"æ©´, ë™ì ë°°ë,,^ë¼¼ ì œê³µí•~ëš" ë°°ë,,^ êµí™~ì— ì†œì†ë~ì-´ ìž^ìœ¼¼ë©´, ì¬ìš©í• URLì,, ê°€ìšœê³ ìž^ì,, ì~ ìž^ìšµë<^ë<æ (ì~^ë¼¼ ë"æ©´ **http://bannerserver/mybanner?id=foo** ì™€ ê°™ì€).
- **í...ìšæíš** -- ë<~ì^œí•œ í...ìšæíš,ëìœëšœ ëœ ê'ê³ . í...ìšæíš,ëš" **bannertext** CSS ìšæíœ¼¼ì,, ì'ìš©í•~ì—¬ ì,,œì<ìš©ì' ë ê²fìž...ë<^ë<æ.

ë°°ë,,^ ëšŒë“æê,°

if^ ë°°ë,,^ë¼¼ ëšŒë“æë æ©´:

1. ê´€ë|¬ ë©”ë%o`ì—ì,,æ ë°°ë,,^ë¼¼ í´ë|í•`ì<ì<æì~æ. ë°°ë,,^ íž`ì`ìš€ê°€ ë,~íŒë,~ê³ í~,ìž¬
ë°°ë,,^ë¼¼ í´æì<æí•©ë<^ë<æ.
2. ë°°ë,,^ ëšŒë“æê,°ë¼¼ í´ë|í•`ì—¬ if^ ë°°ë,,^ë¼¼ ëšŒë“æì<ì<æì~æ. ë°°ë,,^ íž,ìš´ í~¹ì€
ëšŒë“æê,° íž`ì`ìš€ê°€ ë,~íŒë,©ë<^ë<æ.

The screenshot shows a web-based configuration form for a banner. It includes the following sections:

- URL to link the banner:** A text input field and a "create zone" button.
- Client:** A dropdown menu with "admin" selected.
- Max impressions:** A text input field with "1000".
- Zone:** A dropdown menu.
- Show the banner only between these dates:** "From date" (April 18, 2007) and "To date" (April 17, 2008) dropdowns, with a "Use dates" checkbox.
- Show the banner only in this hours:** "from:" (00:00) and "to:" (23:59) dropdowns.
- Show the banner only on:** Checkboxes for days of the week (Mon-Sun), all of which are checked.
- Select ONE method for the banner:** Radio buttons for "Use HTML", "Use image", "Use image generated by URL", and "Use text". "Use HTML" is selected.
- HTML code:** A large text area for HTML code.
- Use image:** An "Image:" label and a "Browse..." button.
- Use image generated by URL:** A "URL:" label and a text input field.
- Use text:** A "Text:" label and a text input field.

3. ë<æìŒ í´æë¼¼ ì,¬ìš©í•`ì—¬ íž`ì`ìš€ì~ ê° í•,,ë“æë¼¼ ì™™,,ëŒŒí•`ì<ì<æì~æ:

URL	The fully qualified URL click-through for the banner, such as http://www.tikiwiki.org . The URL will open in a new browser window. If blank, the banner will not be clickable. Notes: * If you select an HTML banner type, you must include the URL in the HTML code " not in this field. * To track banner clicks, use: banner_click.php?id=XX&url=http://www.tikiwiki.org , where XX is the banner ID. The banner ID is shown on the Banners page. * Leave this blank if an HTML banner uses Javascript from a banner service such as AdSense because that code will make the banner clickable.
Client	Select a username as the "client" for this banner. Clients can display the stats for a specific banner.
Max impressions	The maximum number of times the banner will be displayed (default 1000). After reaching this number, the banner will no longer display. Hint: If your site has lots of traffic, increase this number.
Zone	Select the zone in which to display the banner. To create a new zone, in the Create Zone field, type a name for the new banner zone and click Create Zone .
Show between dates	To automatically turn this banner on and off at a specific date, select the Use dates option and then select a From and To date. For example, you can create a banner to display only for a specific holiday or event. If you do not select the Use dates option, the banner will be shown immediately, and continue to be shown until the Max impressions .
Show between hours	Select the time of the day that the banner will display. By default, the banner will display 24-hours-a-day. As of April 2009 and in Tiki 2.x sites, you may need to re-set the hours from the default ones, to "from 00:00 until 23:59h" in order to have your banners display properly.
Show only on	Select the specific days of the week that the banner will display. By default, the banner will appear 7-days-a-week. For example, you can create a banner to display only on weekends.
Banners method	Select a banner type: HTML , Image , URL , or Text .
URIs where the banner appears only	Give the list of URIs you want the banner to only appears. The URIs are enclosed with #. Example: <code>#/tiki/my_page#/tiki/tiki-index_raw.php?page=my_page#</code> . This banner will only appear in the page my_page. You can have as many banners of the zone appearing in the same URI. They will share the display. The zone when not in the URIs will display any banner with an empty URI selector.

4. **ë°ë,,^ ì €ìž¥ì,, í'ë|í•~ì<ì<œì~æ.**

ì'ì œ ë°ë,,^ë¥¼ ëšœë"æì—^ë³ êµ¬ì—ì— í• ë<ì,, í•~ì~€ìœ¼ë¬ëïœ, í'œì<œí• ìæë¹,,ê°€ ëœ ê²fìž...ë<^ë<æ.

ë°°ë,,^ í'œè<œ

í<°í,æì—ì,,œ ë°°ë,,^ë¼¼ í'œè<œí•~ë æë©', ë<°ì^œíž^ ë<æìœ ì½"ë"œë¼¼ ì¶"ê°€í•~ë©' ë©ë<^ë<æ {**banner zone=XXXXX**}

(ì—¬ê,°ì,,œ XXXX ëš" ë°°ë,,^ êµ¬ì—ì~ ì'ëì,,ìž...ë<^ë<æ):


• ì™, í•ê¾¼ ëšë,œ ê'€ëì¬ ì,¬ìš©ìž ìš€ì • ì½"ë"œ í...ìšæíš, ì~ì—ì—ì,,œ ì'ëŸ¬í•œ ê²fë"æì€ ëšžì' ìž^ìšµë<^ë<æ, ì'ë"æì€ íž~ì'ìš€ì~ ìfë<~, ì~ì°œ ë©"ë%œ' ì•,,ëž~, (3ê°œì~ ìæ'ì•™ ì—' ëª"ë'ì— ê±,ì³ìž^ìœ), ìæ'ì•™ ì—'ì~ ìfë<~, ê,ëì¬ê³ ìž~ì'ìš€ í•~ë<" ë"±ì,, ëœ€ìfìœ¼ëìœ í•~ê³ ìž^ìšµë<^ë<æ.

• í<°í,æ í...œí"œëìž íœœè¼¼ (.tpl) ì—ì,,œ ì'ëš" ì¶"ì²œë~ìš€ ì•šìšµë<^ë<æ, ì,¬ìš©ìž ìš€ì • .tpl íœœè¼¼ì,, ìœ ìš€ìí•~ëš"ë° ì- 'ë æì>€ì' ìž^ê,° ë•œë¬,ìž...ë<^ë<æ.

• ëª"ë" ^ì—ì,,œ ìœ,,í,æ ìž~ì'ìš€ ë, 'ë¶€ì—ì,,œ PluginBanner ì,, ì,¬ìš©í• ì~ë,, ìž^ìšµë<^ë<æ ì~ë¼¼ ë"æë©':

• ëª"ë" ìž~ì'ìš€ìœ¼ ìfë<¬ì— ë°°ë,,^ê°€ ë,~ìf€ë,~ê²œ í•~ë æë©', ì™, í•ê¾¼ ëšë,œ ê'€ëì¬ ìž~ì'ìš€ì~ ì,¬ì'íš, í—æë" ì,¬ìš©ìž ìš€ì • ì½"ë"œ í...ìšæíš, ì~ì—ì— ë°°ë,,^ êµ¬ì—ì,, ì¶"ê°€í•~ê±°ë,~ "ê'€ëì¬ > ê'€ëì¬ í™ ^ > ì,¬ì'íš, ê'€ëì¬ ë° ë°°ë,,^"ë¼¼ ì' ìž~ì'ìš€ì~ ìœ—ë¶€ë¶,,ì— ì,,æëª...ëœ ëœ€ëìœ ì,¬ìš©í•~ì<ìœì~æ.

• ì¼ë¶€ ìž~ì'ìš€ì—ì,,œ ìæ'ì•™ ì—'ì~ ìfë<¬ì— ë°°ë,,^ê°€ ë,~ìf€ë,~ê²œ í•~ë æë©', ì™, í•ê¾¼ ëšë,œ ì,¬ìš©ìž ìš€ì • ìæ'ì•™ ì—' í—æë"œì— ì- 'ë-æ ì½"ë"œë¼¼ ë<æìœê¾¼ ê°™ì' ì,½ìž...í• ì~ ìž^ìšµë<^ë<æ:

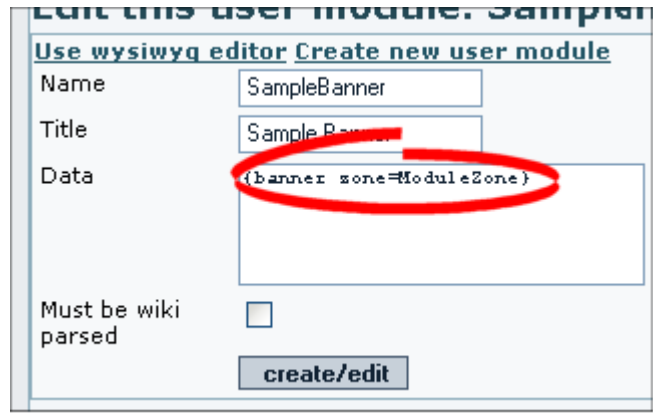


```
{if $section eq 'forums' and $smarty.request.forumId eq 2} {banner zone='forum2'} {elseif $section eq 'forums'
and $smarty.request.forumId eq '6'} {banner zone='forum6'} {elseif $section eq 'blogs' and $smarty.request.blogId
eq 4} {banner zone='blog4'} {* add your elseif *} {/if}
```

1. `if $section eq 'forums' and $smarty.request.forumId eq 2`
 2. `{banner zone='forum2'}`
 3. `{elseif $section eq 'forums' and $smarty.request.forumId eq '6'}`
 4. `{banner zone='forum6'}`
 5. `{elseif $section eq 'blogs' and $smarty.request.blogId eq 4}`
 6. `{banner zone='blog4'}`
 7. `{* add your elseif *`
 8. `{/if}`

• `if $section eq 'forums' and $smarty.request.forumId eq 2` :

1. `if $section eq 'forums' and $smarty.request.forumId eq 2`
2. `{banner zone='forum2'}`



1.10 `if $section eq 'forums' and $smarty.request.forumId eq 2`
`{banner zone='forum2'}`
`{elseif $section eq 'forums' and $smarty.request.forumId eq '6'}`
`{banner zone='forum6'}`
`{elseif $section eq 'blogs' and $smarty.request.blogId eq 4}`
`{banner zone='blog4'}`
`{* add your elseif *`
`{/if}`

1. `if $section eq 'forums' and $smarty.request.forumId eq 2`

1.10 `if $section eq 'forums' and $smarty.request.forumId eq 2`
`{banner zone='forum2'}`
`{elseif $section eq 'forums' and $smarty.request.forumId eq '6'}`
`{banner zone='forum6'}`
`{elseif $section eq 'blogs' and $smarty.request.blogId eq 4}`
`{banner zone='blog4'}`
`{* add your elseif *`
`{/if}`

{banner zone=TopZone target=_self}

ë°°ë,, ^ íτμê³,, Â í'œèì<œ

ë°°ë,, ^ê°€ ê·€í·~ì ì,~ì'ís,ì—ì,,œ í™ œì,,±í™ "ë~ê³ ë,~ë©', ê·€í·~ í~¹)€ ê³ ê°ì' íτμê³,,ë¼ ê²€ít í· ì^ ìž^ìšμë<^ë<α.
ìf^ ë°°ë,, ^ êμ~ì—ì,, ëšœë"œë αë©':

1. ê'€ë|~ ë©"ë%ò'ì—ì,,œ ë°°ë,, ^ë¼ í'ë|í·~ì<ì<œì~α. ë°°ë,, ^ íž~ì'ìš€ê°€ ë,~ìf€ë,~ê³ í~,,ìž~
ë°°ë,, ^ë¼ í'œèì<œí· ©ë<^ë<α.

<u>Id</u>	<u>Client</u>	<u>Zone</u>	<u>Created</u>	<u>Method</u>	<u>Use Dates?</u>	<u>Max Impressions</u>	<u>Impressions</u>	<u>Clicks</u>	<u>Action</u>
1	admin	TopZone	Sat 21 of Apr, 2007	useHTML	y	1000	12	1	Edit Stats

Page: 1/1

2. ê²€ít í· ë°°ë,, ^ì— ëœ€í·œ íτμê³,, ë¼ í'ë|í·~ì<ì<œì~α. ë°°ë,, ^ íτμê³,, íž~ì'ìš€ê°€
ë,~ìf€ë, ©ë<^ë<α.

Banner stats

[List banners](#) [Edit](#) [Create new banner](#)

Banner Information

Client: admin
URL: http://www.tikiwiki.org
Zone: TopZone
Created: Sat 21 of Apr, 2007
Max: 1000
Impressions: 13
Impressions: 13
Clicks: 1
Click ratio: 0.076923076923077
Method: useHTML
Use dates: From: Sat 21 of Apr, 2007 to: Sun 20 of Apr, 2008
Hours: From: 00:00 to: 23:59
Weekdays: mon tue wed thu fri sat sun

Banner raw data



From Here

Banners
Banner User
PluginBanner