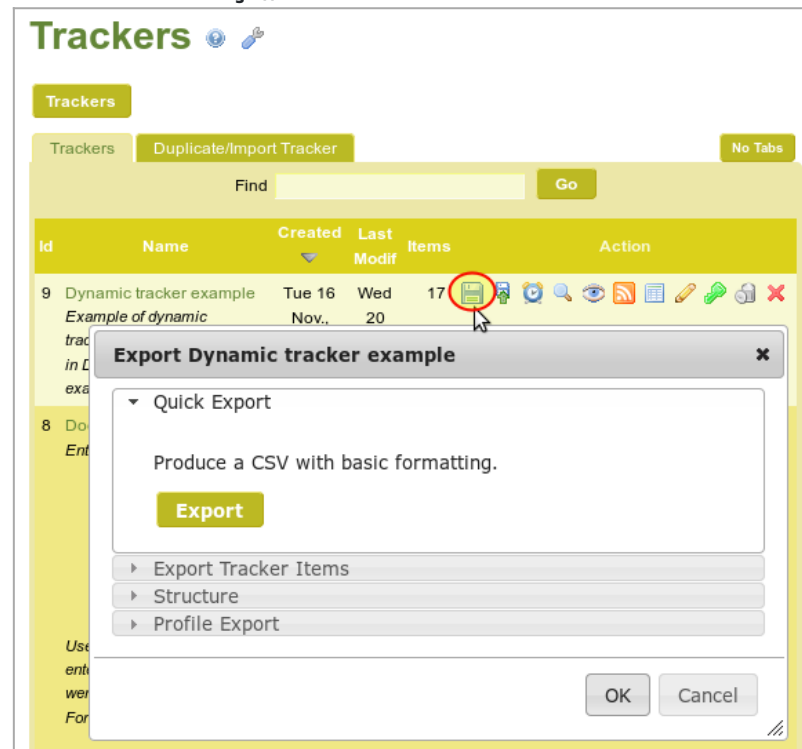


íŠ, ëž~ì»x ë, 'ë³'ë, 'ê, °

ê'€|¬ìžëioè" ê·€í·~ëš" íŠ, ëž~ì»x ëª©ëì—ì,,œ íŠ, ëž~ì»xë¥¼ ë, 'ë³'ë, 'ê, °í·~ëš" ì·,,ì½~ì,, í'ë|í·~ì—¬ íŠ, ëž~ì»xë¥¼ ë, 'ë³'ë,¼ ì~ ìž^ëš" ì,í,,°íž~ì'ìšxì— ì 'ê·¼ì' ê°€ëš¥í· ©ë<^ë<x.

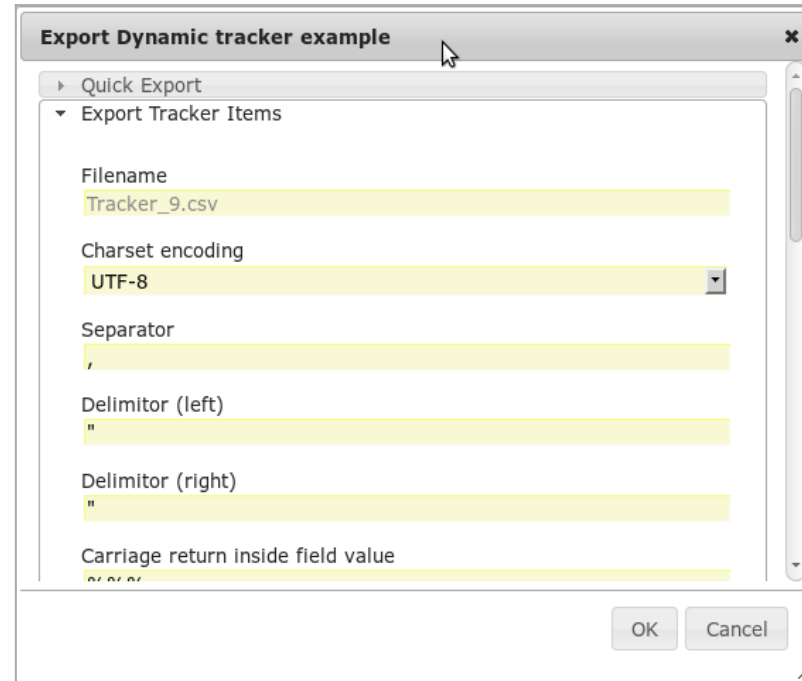


í™·ë€€í·~ë xë©' í'ë|í·~ì<œì~x

4ê°€ìš€ì~ ë°©ë²·ì' ìž^ìšµë<^ë<x:

1. (íŠ, ëž~ê±° í·ëª©ë"xi~) "ë¹ ë¥, ë, 'ë³'ë, 'ê, °"
2. (í·,,í,,°ì™€ ê, °í'€ ì,, í'ì ì,,xi ·ê³¼ í·"ê»~) "íŠ, ëž~ì»x í·ëª©ë"xi~ ë, 'ë³'ë, 'ê, °"
3. "êµ¬ìì²'" (ì<°í,xi~ ìžì²' ë¬, ë²·ê³¼ í·"ê²€ íŠ, ëž~ì»x ë, 'ë³'ë, 'ê, °)
4. (YAML ë¬, ë²·ì,, ì,¬ìš©í·~ì—¬ í"„ëioèí·,ì—ì,,œ ìž¬ì,¬ìš©ë~ë,,ëi) "í"„ëioèí·,, ë, 'ë³'ë, 'ê, °"

1.2. (í• „í„ °ì™ € ê , °íƒ€ ì„ íƒì ì„, ðì •ê³¼
í• "ê» ~) íš, ëž~ ì» ð í• ëª © ë " ðì ~ Â ë, 'ë³ 'ë, 'ê , °



í™ •ë€í•~ë ð© ' í'ë|í•~ì<œì~ð

1.2.1. UI

ÍŠ,ěž~ì»xä¥¼ CSV í•ììœ¼äiœ ë,´ë³´ë,´ê,° í•~ëŠ” ê²fi´ ê°€ëŠ¥í•©ë^ë<x.

í<°í,x3 ì`ì „ì—ëŠ”, ê´€ë|—ìžì—ê²€ëš€ ì œê³μë~ëŠ” ê,°ëŠ¥ì`ì—^ìšμë<^ë<x. tiki_p_export_tracker ë¼äëŠ” ê¶€í•œì´
ÍŠ,ěž~ì»x í•ëª© ìfi~ ë³´ê,° ë,´ë¶€ì—ì„œ ÍŠ,ěž~ì»x í•ëª© ë,´ë³´ë,´ê,° ìfi„ í´œì<œí•~ê³ ë,`ì„œëŠ”.

ë,´ë³´ë,´ê,° í€ë„ì€ ÍŠ,ěž~ì»x í•ëª©ë“xì„ í•„í„,°í• ì^~ ìžžëŠ” ê,°íš€ë„ ì œê³μí•©ë^ë<x

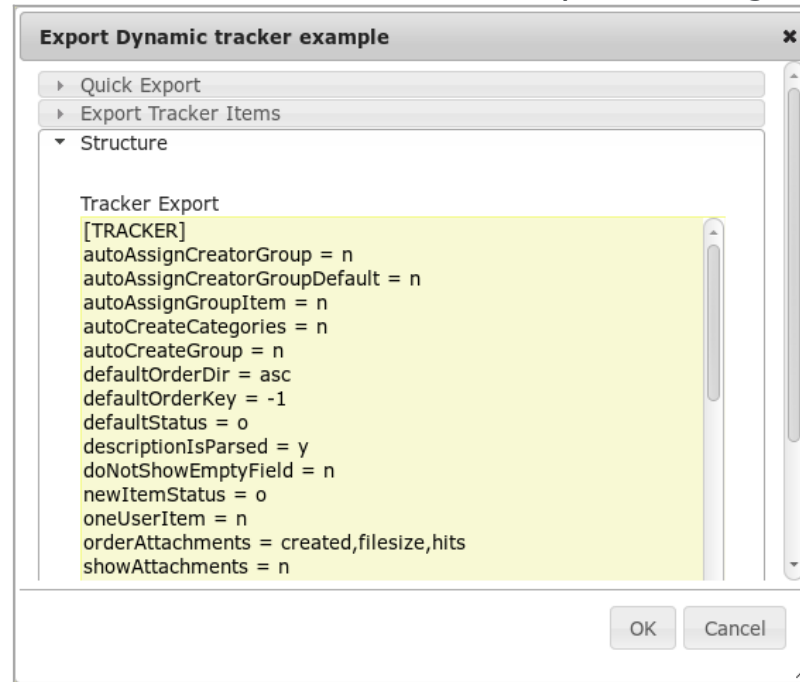
1.2.2. Url

CSV íŒŒì¼ì,, ì§ì ' ìfi,, ±í•~ê, ° ìœ,, í•œ URLì,, ì, -ìš©í•~ěš" ê²fi' ê°€ěš¥í•©ë<^ë<α

tiki-export_tracker.php?trackerId=7&listfields=5:6:7&f_8=y&showStatus=on

1.3. Structure (export trackers with tiki's own syntax)

Export tracker to be reused from Tracker import (using tiki's own syntax)

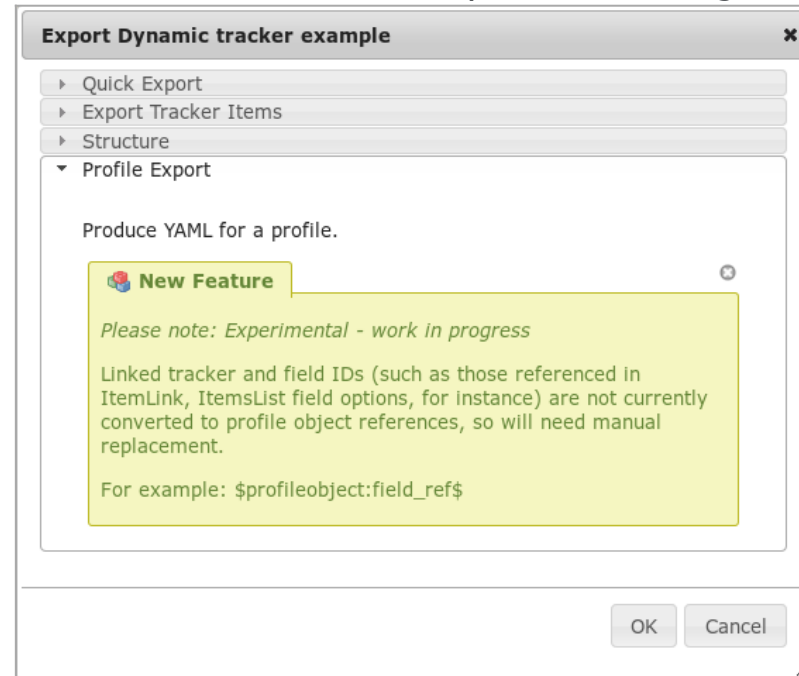


Click to expand

You can then copy that content, edit as needed with your favourite text editor, and then re-import in tiki later on through the interface that you can access here: "**Trackers > Duplicate/Import Tracker > Import Structure (raw data)**". You can optionally select that you want to preserve the tracker ID.

1.4. Profile Export (to be reused from profiles, using YAML syntax)

Export tracker to be reused from profiles (using YAML syntax)



Click to expand

After clicking at OK, you will see a page with the tracker shown in YAML format.

Edit This Tracker Edit Fields Trackers View Items

YAML Export

Profile for trackerId 9

YAML

```
objects:
-
  type: tracker
  ref: tracker_9
  data:
    name: Dynamic tracker example
    description: Example of dynamic trackers using jQuery, used in ((Dynamic tracker example))
    sort_default_field: modification
    popup_fields:
-
  type: tracker_field
  ref: field_121
  data:
    name: Content type
    tracker: $tracker_9
    options: File,Web page
    type: radio
    order: 10
    description: Select whether you want to upload a file or link to a URL
    flags: [link, public]
-
  type: tracker_field
  ref: field_122
  data:
```

Click to expand

You can then use it to create a configuration Profile with it in <http://profiles.tiki.org>, or import it in another tiki with the syntax through "**Trackers > Duplicate/Import Tracker > Import from Profile/YAML**". You

Related

- Trackers
- Import Trackers
- MultilingualTracker

Alias names for this page

Tracker Export ko | Trackers Export ko | Export Tracker ko | TrackerExportko | TrackersExportko | ExportTrackerko | ExportTrackersko