

Í<°Í,ꝑ9

Í<°Í,ꝑ9 ẽŠ” 2012ë...,, 6ì>” 26ì¼ ì¶œì<œë~ì—^ê³ ìž¥ê,° ìš€ì> (LTS) ẽ²,,ì,,ìœ¼ëìœ 2015ë...,, 11ì>” ê¹œìš€ ìš€ì>ë ê²fìž...ë<^ë<ꝑ.

PHP 5.2.x ẽ¥¼ ìš€ì>í•~ẽŠ” ìµœì< ẽ²,,ì,,ìž...ë<^ë<ꝑ, 5.2.xì~ PHPê°€ í•,,ìš”í•~ë<ꝑë©´ Í<°Í,ꝑ17ì´ ì¶œì<œë ẽ•œê¹œìš€ ìœ ìš€ë¥¼ í•~ì<ꝑ ì~ ìž`ìšµë<^ë<ꝑ. í•~ìš€ëšœ, ìš,,ìš€í•~ê²œ ẽšì”€ë“œëì¬ìžë©´, PHP 5.2.x ẽŠ” PHP ìžì²`ì—ì,,œë,, ẽ” ì`ìf ìš€ì>ë~ìš€ ì•šìœ¼ë¬ëìœ PHP 5.3 ìœ¼ëìœ ì—...ê,ë `ì`ë“œ í•~ì<œëš” ê²fì´ ìç<ìšµë<^ë<ꝑ. ẽ<ꝑìœì,, ì°,ê³ í•~ì<ìœì~ꝑ:

Version Lifecycle

ê´€ë ” ẽšì¬:

- Roadmap
- Tiki9
- Release notes are here

Í<°Í,ꝑì~ ê°œë°œì€ 8.0 ẽ² ìfê°€ ì¶œì<œëœ ì>,,ì— ì<œìž`ë~ì—^ìšµë<^ë<ꝑ. Tiki7 ê³¼ Tiki8 ì€ ẽœ€í~• ẽì´ẽì¬ì`ì~€ìšµë<^ë<ꝑ Í<°Í,ꝑì€ LTSìž,,ìœ¼ëìœ ẽ¹,,êµì ìç€ ẽ” ìì°š©í•œ ìž,ì`ë ê²fìœ¼ëìœ ì~^ì,ìë~ì—^ìšµë<^ë<ꝑ. Tiki10 ì´ Í<°Í,ꝑë³`ë<ꝑ ẽ” ê•œëª`ê°€ ì´ ê²fìœ¼ëìœ ì~^ì,ìë~ìš€ëšœ, 7ì²~ëÿ¼ ì¬ìš€ëš” ì•šì,, ê²fìž...ë<^ë<ꝑ.

Table of contents

- 1.1. ê,°ì,¬ ì—ì,,œëš” ê³µìš© ì”,,ëì¬ìfœê•,ì— ê,°ë°í•~ì—¬ ìœ ì,¬í•œ ê,°ì,¬ë¥¼ ẽ³`ì—¬ì£¼ê²œ ẽ©ë<^ë<ꝑ
- 1.2. ì¼ê´,, ìž`ì—...
- 1.3. ìž`ì—... ëìœê•, ẽ°ì´í,,°ì—ì,,œ ìšꝑíœ”ë” ,ë¥¼ ì°”ë”
- 1.4. BigBlueButton

- 1.5. $\text{€} \leftarrow \text{€} \text{ ¥}$
 - 1.5.1. $\text{€} \leftarrow \text{€} \text{ ¥} \text{ '€} \text{ ,} \text{ '€} \text{ }^2 \text{ ^} \text{ '€} \text{ —} \text{ ^} \text{ °} \text{ €} \text{ €} \text{ Š} \text{ ¥}$
 - 1.5.2. New interface "FullCalendar"
 - 1.5.3. Calendar: new options
- 1.6. Cron jobs
- 1.7. Daily reports
- 1.8. Draw
- 1.9. File galleries
 - 1.9.1. Maximum displayed name converted to a preference
 - 1.9.2. Thumbnails with transparency (png with transparent bg supported)
 - 1.9.3. VCS
 - 1.9.4. Wiki Attachments in File Galleries fixed
- 1.10. File upload improvements in text areas (and new toolbar icon)
- 1.11. HtmlFeeds
- 1.12. Image directory revamp
- 1.13. Map Improvements
- 1.14. Menu
- 1.15. Modules: new and updated
 - 1.15.1. module map_edit_features
 - 1.15.2. module months_links (blog and posts archive)
 - 1.15.3. module users_own_rank

- 1.16. Multilingual Articles improved
- 1.17. PDF from (jQuery.S5) Slideshow
- 1.18. Plugins: new and improved!
 - 1.18.1. Pending approval notification
 - 1.18.2. Plugin AppFrame
 - 1.18.3. Plugin Category Transition
 - 1.18.4. Plugin Contribution Dashboard
 - 1.18.5. Plugin Convene ("Doodle"-like)
 - 1.18.6. Plugin Countdown
 - 1.18.7. Plugin Exercise
 - 1.18.8. Plugin HTMLfeed
 - 1.18.9. Plugin Page Tabs
 - 1.18.10. Plugin List
 - 1.18.11. Plugin Map
 - 1.18.12. Plugin MemberPayment
 - 1.18.13. Plugin Now
 - 1.18.14. Plugin Report
 - 1.18.15. Plugin Slideshow
 - 1.18.16. Plugin Timesheet
 - 1.18.17. Plugin TrackerFilter
 - 1.18.18. Plugin WYSIWYG
- 1.19. Profiles

- 1.20. Reports
- 1.21. Search: shell script added for cron and index maintenance
- 1.22. Security
- 1.23. Smarty updated to 3.1
- 1.24. Spam protection through multiple ip banning from comments and action log
- 1.25. Structures
- 1.26. TextBacklink Protocol
- 1.27. Themes
- 1.28. Timesheet
- 1.29. Token Access
- 1.30. Trackers
 - 1.30.1. Exporting items improvement
 - 1.30.2. Files field allows replacing files instead of just adding them in file galleries
 - 1.30.3. Item link improvements
- 1.31. TRIM
- 1.32. Wiki Structure enhancements
 - 1.32.1. Structure management with drag & drop
 - 1.32.2. Structures allows management delegation
- 1.33. WYSIWYG enhancements
- Upgrading
 - Upgrade from Tiki8

• Upgrade from earlier than Tiki8 (Tiki6 LTS, ...)

• ì—...ê·,ë ^ì´ë“œ ë<”ê³,,

(alphabetically sorted)

1.1. ê, °ì, ¬ ì—ì,,œëš” ê³μìš©

í”,,ë|¬ífoeê·,ì— ê, °ë°~í•~ì—¬ ìœ ì,¬í•œ

ê, °ì,¬ë¥¼ ë³ ^ì—¬ì£¼ê²ⒼÂ ë©ë<^ë<α

ê, °ì,¬ ê, °ëš¥ì´ í•œ ê, °ì,¬ì~ í•~ë<”ì— ìœ ì,¬í•œ ê, °ì,¬ëioeì~ ëší¬ë¥¼ ë³ ^ì—¬ì£¼ë,,ëi í-¥ìfë~ì—^ìšμë<^ë<α, ì´ëš”
ê, °ì,¬ë“αê°,,ì ê³μítμì~ ìœ ì,¬í•œ í”,,ë|¬ífoeê·, ì ^ì<ìžì— ê, °ë°~í•©ë<^ë<α.

1.3. ìž'ì—... ëïœê·, ë°ì'í,,°ì—ì,,œ ìšxíŒ"ë",ë¥¼Â ì°"ë<"

ìž'ì—... ëïœê·, ì,í,,°ìž'ì'ìšx ë, 'ëŒ€ì— í'œê, °ë~ëš" ì—¬ëŸ¬ í•ë²©ì~ ì,, ífi,, í—^ìš©í•"ê³¼ ê·,ë"æì~ IPì~ ì •ë³'ë¥¼ ì°"ë<"
ê, °ëš¥ìœ¼ëïœ ë³'ëf,,ê³¼ ë™ì<œì— ì—¬ëŸ¬ ê°œì~ IPë¥¼ í•œë²^ì— ì°"ë<"í•ë,,ëi í'ë|ì~ë¥¼ ìµœìŒí™ "í•ë²Œ í•ëš"
ìf^ ì,, ífi,¬í•ì' ìž'ìšµë<^ë<x. :



ìŒ"ê°€ ì •ë³'ëš" Banning ì,, ì°,ìi'í•~ì<œì~x.

1.4. BigBlueButton

BigBlueButton (BBB) is a free and open source software for online video conferencing. It is a web-based application that allows users to interact in real-time. The software is designed to be easy to use and is suitable for a wide range of applications, from education to business meetings. BBB 0.8 is the latest version of the software, which includes several new features and improvements. The software is available for download from the BigBlueButton website. The software is licensed under the GNU General Public License (GPL). The software is written in PHP and uses MySQL for the database. The software is compatible with Linux, Windows, and Mac OS X. The software is easy to install and use. The software is a great choice for anyone who needs a reliable and secure online video conferencing solution.

1.5. $\ddot{e} \leftarrow \neg \ddot{e} \neq$

1.5.1. ã<¬ë ¥ì´ë!,,ì´Â ë²^ì—ê°€ëŠ¥

Calendar names are now translatable (but not individual events).

- This is useful if you have a calendar ID which has events in several languages. Ex. Training/Formation for CalendarID #4 and each event's info (ex.: name/description) can be in any language or you can make bilingual. The translation of the calendar name label is done like any other translation string in Tiki (lang/**/language.php or lang/**/custom.php or Interactive Translation. See Calendar

1.5.2. New interfaceÂ "FullCalendar"

A new interface called "FullCalendar" in tiki has been added, which allows to edit events through drag and drop edition of items in the calendar. See FullCalendar.

1.5.3. Calendar: new options

new options have been added to set default new events to all day, and another option to put the name of the event on each day. See Calendars.

1.6. Cron jobs

Some webhosts don't allow users to set up cron jobs in shared hosting. To avoid this issue, Tiki9 includes another system to manage cronjob calls in a tiki site, in order to allow launching cron jobs from external servers with a special security token.

See Cron jobs.

1.7. Daily reports

Daily reports feature has been internally revamped, and has a few improvements for end users. These include improvements in internationalization of messages sent, footer added to messages, and tracker item comments are also include in the reports.

1.8. Draw

Draw has the ability to edit tracker files (through the tracker 'files' field) and wikiplugin_img.
(ref r39344)

1.9. File galleries

1.9.1. Maximum displayed name converted to a preference

Maximum displayed name length a pref (default now 40)

1.9.2. Thumbnails with transparency (png with transparent bg supported)

Thumbnails use png image format for thumbnails if the source file is .png. This preserves transparency in thumbnails.

1.9.3. VCS

File Gallery include a simple version control system (VCS), which adds revision information to file versions. (Ref. r38587, r38596 in trunk)

1.9.4. Wiki Attachments in File GalleriesÂ fixed

There is a new preference to allow handling attachments in file galleries which is fixed in Tiki9 (r38997).

1.10. File upload improvements in text areas (and new toolbar icon)

A new icon and tool in the textarea toolbars allows for faster insertion of file in file galleries for end users, with a reduced number of clicks.

1.11. HtmlFeeds

Introduced in Tiki9, this feature adds a way to push and pull html bits around from one site to another. See [Html Feeds](#)

1.12. Image directoryÂ revamp

The 3 directories for image storing (images/, pics/, img/) has been consolidated under img/ directory. See details here

 Important

Clear Tiki cache after upgrade, otherwise you get missing icons

1.13. MapÂ Improvements

Additional improvements were made on mapping support to improve the integration with OpenLayers.

- Ability to use different base layers (OpenStreetMap, Google Street/Satellite/Physical)
- Create tracker items from the map view (when using the tracker input module)
- Display search results with periodic refresh on the map using arguments on the map plugin
- Associate icon to the tracker items rendered on the map
- Improved pop-up/infobox
- Added support for Google Street View
- Added the possibility to Draw over Maps via OpenLayers tools.
- And many more.

This was done for the CartoGraf project, an interactive web-based mapping application to enhance learning in history and geography classes in high schools. CartoGraf is mainly based on Maps, Drawings, PluginAppFrame and Trackers. This is a great example of how to use profiles to use a general purpose app (Tiki) to make a very specific application (CartoGraf).

1.14. Menu

Some enhancements to the menu admin which include some usability improvements, separated sections into tabs, fixed "quick urls" box, added autocompletes for pages, prefs and perms, and improved preview.

See Menu

1.15. Modules: new and updated

1.15.1. moduleÂ map_edit_features

New module, to edit features on Maps and adapt tracker input/markers to avoid internal conflicts in OpenLayers. See
Module map_edit_features.

1.15.2. module months_links (blog and postsÂ archive)

Improved Module. The module has been improved to display blog posts or articles grouped by months and years, and when clicking in a month, the list of posts or articles will be expanded in real time to shown their titles.

1.15.3. moduleÂ users_own_rank

New module, which shows the users' own rank and score in the 'My Score' module.

1.16. Multilingual ArticlesÂ improved

Multilingual articles had some issues fixed and some interface improvements has been added

1.17. PDF from (jQuery.S5) Slideshow

Slideshows using jQuery.S5 allows to print the presentation in a single PDF file, using "dompdf" library, already included in Tiki9.

See [PluginSlideshow](#)

1.18. Plugins: new and improved!

1.18.1. Pending approval notification

The feature "**Plugin pending notification**" in "**Admin home > Editing and plugins > Plugins (tab)**" has been improved since its addition in Tiki7. It currently sends a copy of the plugin pending approval in the email message to the admin users.

See Plugins for more information.

1.18.2. Plugin AppFrame

New plugin allowing to integrate various wiki pages and modules into a custom frame divided into tabs and columns.

The frame will take up as much space as possible in the screen.

See `PluginAppFrame`.

1.18.3. Plugin Category Transition

New plugin that displays controls to trigger Category transitions for any object. See [PluginCategoryTransition](#)

1.18.4. Plugin Contribution Dashboard

New plugin that lists users contributions to your work. See [PluginContributionsDashboard](#)

1.18.5. Plugin Convene ("Doodle"-like)

New plugin that allows a group to indicate their preferences for the best option to convene a date for a meeting, location, etc. The interface and purpose is very similar to the basic goal that is commonly achieved by using the website "Doodle" (<http://doodle.com>).

The image shows two screenshots of the Convene plugin interface. The top screenshot, titled "Meeting for next month", displays a grid for selecting meeting dates. The columns represent dates: 2012-05-19 11:00, 2012-05-20 11:00, 2012-05-26 11:00, and 2012-05-27 11:00. The rows represent users: Mary, Xavi, and admin. The grid cells are colored green (Ok), red (Not ok), or grey (Unconfirmed). A legend at the top indicates: CHOICES: Ok (+1), Not ok (-1), Unconfirmed (+0). Annotations include: "STEP 2: Edit user choices" pointing to user icons; "Remove user choices" pointing to a minus sign icon; "STEP 1: Write username + press ENTER" pointing to the "Add User" input field; "Send winning choice to the predefined Calendar" pointing to a plus sign icon; "Remove date" pointing to a minus sign icon; and "Add date" pointing to a plus sign icon.

	2012-05-19 11:00	2012-05-20 11:00	2012-05-26 11:00	2012-05-27 11:00
Mary	✓		?	?
Xavi	✓		✓	?
admin		✓	✓	?
	1	-1	2	0

The bottom screenshot, titled "Convene", shows a user's selection process. It lists four dates: 18/05/13 11:00h, 18/05/13 17:00h, 19/05/13 11:00h, and 19/05/13 17:00h. Below each date is a dropdown menu with options: "Ok", "Unconfirmed", "Not ok", and "Not ok". The "Ok" option for the first date is selected. Annotations include: "STEP 4: Save" pointing to the "Add User" button; and "STEP 3: Choose your options" pointing to the dropdown menus.

See PluginConvene

1.18.6. Plugin Countdown

Many fixes and improvements to PluginCountdown have been implemented.

1.18.7. Plugin Exercise

New plugin. See PluginExercise

1.18.8. PluginÂ HTMLfeed

New plugin. See [PluginHTMLfeed](#)

1.18.9. Plugin PageÂ Tabs

Introduced in Tiki9, it allows the display of content in Tabs, where tabs = wiki pages.
(ref. r39020). See [PluginPageTabs](#).

1.18.10. Plugin List

New parameters `maxRecords` and `offset` added, and use the preference for maximum records if this is not set in plugin parameters. See `PluginList`.

1.18.11. PluginÂ Map

Improved plugin, which currently allows to specify layers to load via search. See [PluginMap](#).

1.18.12. PluginÂ MemberPayment

Improved plugin, which currently allows for giving of free periods on the purchase of at least 1 real full period. Moreover, the plugin shows 2 decimal places even if there is only one. See PluginMemberPayment.

1.18.13. PluginÂ Now

Display the current date or time -> PluginNow

1.18.14. PluginÂ Report

New plugin, that builds a Report, stores it in a wiki page, and has the ability to edit it from the wiki page itself. See [PluginReport](#).

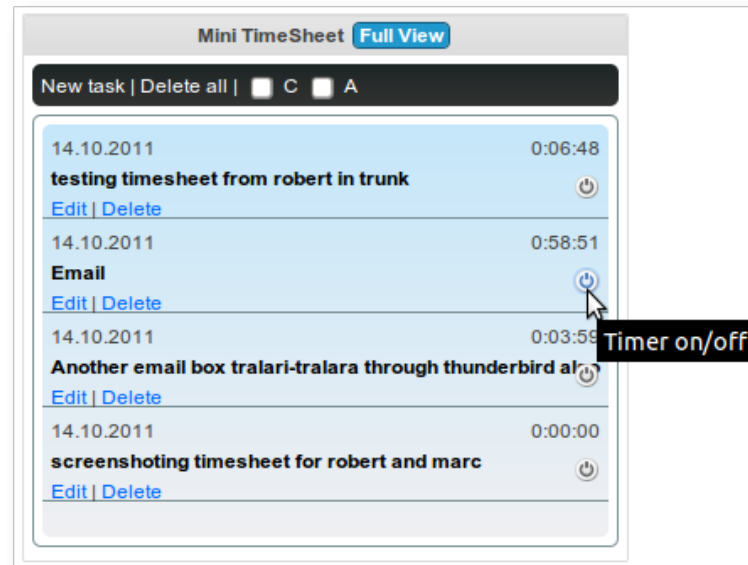
1.18.15. PluginÂ Slideshow

It includes the option to generate a PDF from the presentation itself. See [PluginSlideshow](#)

1.18.16. PluginÂ Timesheet

This plugins allows to use the new feature #Timesheet inside a wiki page.

See PluginTimeSheet



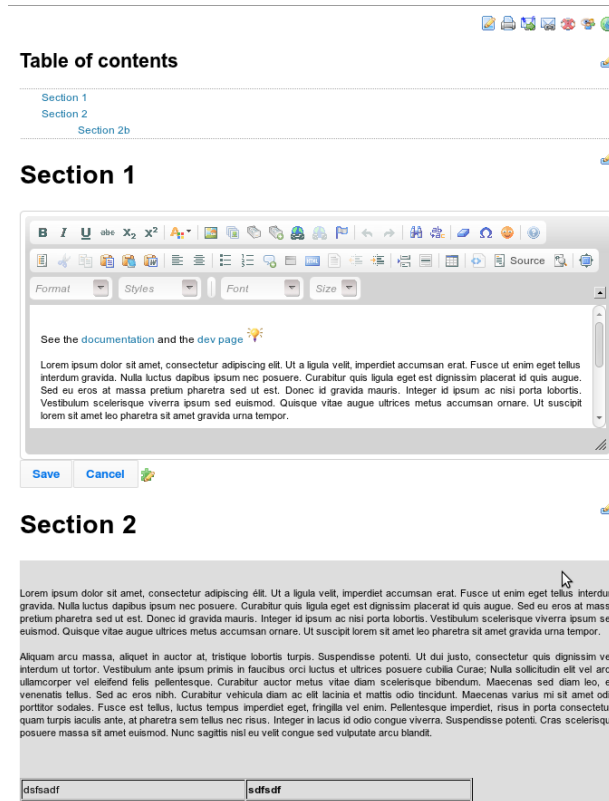
1.18.17. PluginÂ TrackerFilter

It allows filtering for the fields Tags Tracker Field and Auto-Increment Field.
And basic support has been added for Item link field type also.

1.18.18. Plugin WYSIWYG

This plugin permits to have a WYSIWYG section for part of a page. For example, you want to use WYSIWYG for a table but keep most of the page as wiki syntax.

See PluginWYSIWYG



The screenshot displays a wiki page with a 'Table of contents' section containing links to 'Section 1', 'Section 2', and 'Section 2b'. Below this, 'Section 1' is visible. A WYSIWYG editor is open, showing a rich text toolbar with options for bold, italic, underline, text color, background color, font face, font size, bulleted list, numbered list, link, unlink, source, and help. The editor's content area contains a paragraph of Lorem Ipsum text and a link to documentation. Below the editor are 'Save' and 'Cancel' buttons. Underneath, 'Section 2' is shown with a table containing two columns of Lorem Ipsum text. The table is rendered in a WYSIWYG view, showing the text as it appears in the browser rather than as wiki markup.

Table of contents

- Section 1
- Section 2
- Section 2b

Section 1

See the [documentation](#) and the [dev page](#).

Lorem ipsum dolor sit amet, consectetur adipiscing elit. Ut a ligula velit, imperdiet accumsan erat. Fusce ut enim eget tellus interdum gravida. Nulla luctus dapibus ipsum nec posuere. Curabitur quis ligula eget est dignissim placerat id quis augue. Sed eu eros at massa pretium pharetra sed ut est. Donec id gravida mauris. Integer id ipsum ac nisi porta lobortis. Vestibulum scelerisque viverra ipsum sed euismod. Quisque vitae augue ultrices metus accumsan ornare. Ut suscipit lorem sit amet leo pharetra sit amet gravida urna tempor.

Save Cancel

Section 2

dsfsadf	sdfsd
---------	-------

1.19. Profiles

Tiki9 allows to update tracker item via configuration profiles.

1.20. Reports

A new feature for reporting based on other tiki features has been added, deprecating the previous partial "tracker reports". See Reports.

Tracker

Tracker

Start

End

Item Id

Status [Toggle Checked](#)

o

p

c

Search for

Fields [Toggle Checked](#)

Summary - 254

Associated project - 255

Description - 256

Amount of time spent - 257

Done by - 258

[Preview](#) [Save](#) [Export As CSV](#)

	A	B	C	D	E
1	254	255	256	257	258
2	Watch TV		Taking it easy	5	
3					

1.21. Search: shell script added for cron and index maintenance

Shell script for use in cron tasks for search index maintenance. See Search and List from Unified Index and Cron.

1.22. Security

A new preference has been added (`trust_input`) to allow (or disallow) the `tiki_p_trust_input` permission in a tiki-wide sense to increase security. It defaults to `n` for safety. See [General Security](#)

1.23. Smarty updated to 3.1

Smarty, the template engine used in Tiki, has been updated to its version 3.1. More information for developers (end users shouldn't notice too much difference): http://smarty-php.googlecode.com/svn/trunk/distribution/SMARTY_3.1_NOTES.txt

1.24. Spam protection through multiple ip banning from comments and action log

Spam protection as been enhanced by means of adding the ability to send multiple ip information to the Admin Banning directly from either the Comment moderation or from the Action log.

1.25. Structures

See [#Wiki_Structure_enhancements](#) below

1.26. TextBacklink Protocol

Introduced in Tiki9, this feature allows to create a dynamic compendia. See [TextBacklinkProtocol](#)

1.27. Themes

Raspberry theme option added for FiveAlive theme. See Themes

1.28. Timesheet

Timesheet allows to track time spent on different tasks and projects. It uses an special JQuery plugin called JTrack, which allows to have time counters on even if the users closes the browser or logout for some reason. It is a very useful feature for project management, in which workers are expected to record the time spent on different tasks.

The screenshot displays the Tiki Wiki CMS Groupware interface for the Timesheet feature. The header includes the Tiki logo and 'wiki cms groupware' text. A 'Menu' sidebar on the left lists navigation options: Home, Wiki, File Galleries, Spreadsheets, Trackers, Admin, and TimeSheet. The main content area is titled 'Time Tracker' and shows a table of time entries. The table has columns for date, task description, and time spent. The entries include: '14.10.2011 testing timesheet from robert in trunk' (0:08:48), '14.10.2011 Email' (1:01:35), '14.10.2011 Another email box tralari-tralara through thunderbird also' (0:03:59), and '14.10.2011 screenshoting timesheet for robert and marc' (0:00:00). Each entry has 'Edit | Delete' links and a power icon.

Date	Task Description	Time Spent
14.10.2011	testing timesheet from robert in trunk	0:08:48
14.10.2011	Email	1:01:35
14.10.2011	Another email box tralari-tralara through thunderbird also	0:03:59
14.10.2011	screenshoting timesheet for robert and marc	0:00:00

See TimeSheet



1.29. Token Access

It has been improved with an interface in the admin panels, and another interface to manage created tokens and create new ones. Moreover, tokens can have no limit in time or clicks. See Token Access

Admin Tokens

List tokens [Add new token](#) No Tabs

List tokens

Id	Entry	Token	Creation	Timeout	Hits	Max E-hits	mail	Parameters	Groups	Actions
4	/tiki-print.php	90b404063...a595d77	2011-11-28 17:08:45	60	9	1		page=Configuració dels Equips	Admins, Editors, Registered, Anonymous, 	

1.30. Trackers

1.30.1. Exporting itemsÂ improvement

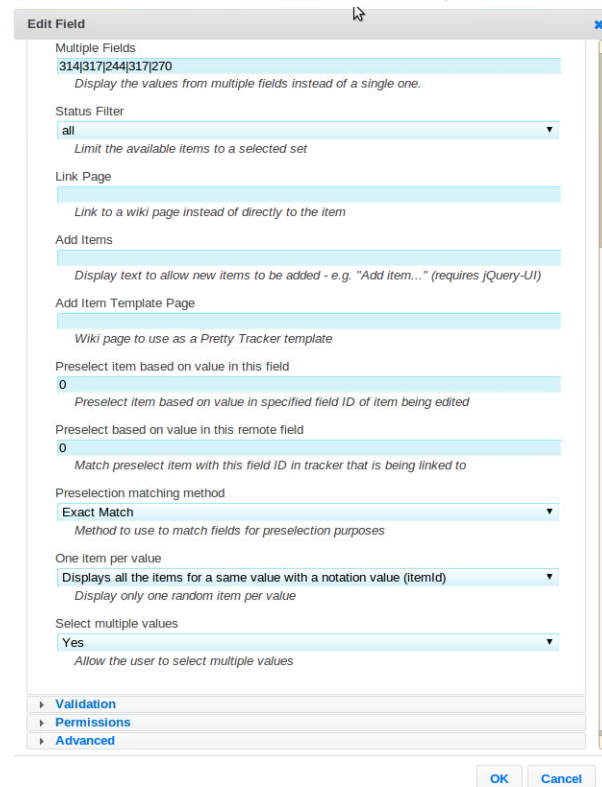
New option added to export ItemLink fields by reference instead of displayed value for cases when the purpose is to reimport later. See the new checkbox saying "**Export ItemLink type fields as the itemId of the linked item (to facilitate importing)**". For more information, see also Item Link.

1.30.2. Files field allows replacing files instead of just adding them in file galleries

Tracker Files field has the ability to replace existing file, instead of simply adding files in the file gallery. See Files Tracker Field

1.30.3. Item link improvements

Some new parameters have been added to tracker field "item link", which allows selecting more than one item from Tracker B as linked with that item in Tracker A, and many other improvements.



The screenshot shows the 'Edit Field' dialog box for the 'Item Link' configuration. The dialog is titled 'Edit Field' and has a close button (X) in the top right corner. It contains several sections with dropdown menus and text input fields:

- Multiple Fields:** A text input field containing '314|317|244|317|270'. Below it is a description: 'Display the values from multiple fields instead of a single one.'
- Status Filter:** A dropdown menu set to 'all'. Below it is a description: 'Limit the available items to a selected set.'
- Link Page:** A text input field. Below it is a description: 'Link to a wiki page instead of directly to the item.'
- Add Items:** A text input field. Below it is a description: 'Display text to allow new items to be added - e.g. "Add Item..." (requires JQuery-UI)'
- Add Item Template Page:** A text input field. Below it is a description: 'Wiki page to use as a Pretty Tracker template.'
- Preselect item based on value in this field:** A text input field containing '0'. Below it is a description: 'Preselect item based on value in specified field ID of item being edited.'
- Preselect based on value in this remote field:** A text input field containing '0'. Below it is a description: 'Match preselect item with this field ID in tracker that is being linked to.'
- Preselection matching method:** A dropdown menu set to 'Exact Match'. Below it is a description: 'Method to use to match fields for preselection purposes.'
- One item per value:** A dropdown menu set to 'Displays all the items for a same value with a notation value (itemid)'. Below it is a description: 'Display only one random item per value.'
- Select multiple values:** A dropdown menu set to 'Yes'. Below it is a description: 'Allow the user to select multiple values.'

At the bottom of the dialog, there are three expandable sections: 'Validation', 'Permissions', and 'Advanced'. At the very bottom, there are 'OK' and 'Cancel' buttons.

See Tracker Field Item Link.

1.31. TRIM

The Tiki Remote Instance Manager (TRIM) supports to backup wordpress instances. See [TRIM and WordPress importer](#)

1.32. Wiki StructureÂ enhancements

1.32.1. Structure management with drag & drop

Nodes from Wiki Structures can be moved around in the tree through drag and drop.

In addition, "add new page" form has been moved into a dialog and add + buttons have been added to page actions

Modify Structure:

Structures

Structure Layout

Top Alias: Update

The screenshot shows a hierarchical structure of nodes. Each node is represented by a row with a search icon, a drag-and-drop handle, an edit icon, a plus icon, a right arrow, and a delete icon. The nodes are:

- 1. Tutorials
 - 1. Tutorial: Registration and Login
 - 1. Lost edit
- 2. Editing Wiki Pages
 - 1. Lost edit
- 3. Menu HOWTO
- 4. Tutorial: Navigating Maps
- 5. Create a profile

See Structures

1.32.2. Structures allows managementÂ delegation

The permission to edit structures (`tiki_p_edit_structures`) has now object scope, which allows to delegate it's management to some groups of users, without granting the same permission globally or to the other structures. This management allows to add new pages to the sttucture or to move pages to different positions in the same structure.

See Structures

1.33. WYSIWYG enhancements

- WYSIWYG editor which saves in Wiki syntax (instead of HTML) has been improved quite a bit.

To activate: `tiki-admin.php?page=wysiwyg` -> Use Wiki syntax in WYSIWYG

Tiki9 add a new option, Visual Wiki.

It is available from the WYSIWYG admin panel "Use Wiki syntax in WYSIWYG" and can be set on or off. With Visual Wiki

Wiki syntax and HTML can be used together on the same text area.

It still have some limitations as it is very new. (note: it is experimental â—

Setting it on add a new toolbar set "Visual Wiki" in conjunction with previous Wiki and WYSIWYG toolbar that stay the same as previous version.

Upgrading

Upgrade from Tiki8

If you had some toolbars with custom icons, you might need to reset them, since there was a general directory revamp of icons in Tiki, and the toolbar admin interface won't work with these "bad" tools in there, if the icon paths are wrong.

- There is a "**delete all custom tools**" option that you can launch with this url:
tiki-admin_toolbars.php?reset_all_custom_tools=y
- ... and you should get a confirm message - confirm it and all the custom tools will be gone. You will have to remake them afterwards with the correct icon paths.

Hopefully there will be an upgrade script to fix this before Tiki 9, but just in case, and for early tester, this workaround should do.

Upgrade from earlier than Tiki8 (Tiki6 LTS,Â ...)

Besides reading the general Upgrade notes, keep in mind also that Tiki7 introduced several major changes from prior versions. If you are upgrading from an earlier version, you are encouraged to read first the pages describing the changes introduced in earlier versions of Tiki, such as:

- Tiki8
- Tiki7, especially http://doc.tiki.org/Tiki7#Upgrade_notes
- Tiki6
- Tiki5, especially http://doc.tiki.org/Upgrade#If_you_need_to_fix_the_encoding_issue
- Tiki4
- Tiki3

If you were using trackers in your Tiki configuration profiles, beware of the changes in the tracker fields. See the section Profiles in the Tiki8 page.

ì—...ê·,ë ^ì'ë“œ ë<”ê³,,

ìì ,, ë²,,ì ,,ì—ì,,œ 9ëioe ì—...ê·,ë ^ì'í• ê²½ìš° ë<æìœ ë<”ê³,,ë“æì,, ê,°ì-µí•~ì<ì<œì~æ.

1. ì§€ë,œ ëª‡ ë...,,ê°,, ì¼ë°~ ì—...ê·,ë ^ì'ë“œ ì£¼ì~ ì,¬í•ì,, ì½ì-’ë³ ì§€ ì•šì•~ë<æë©´, ë”¼ì € ì½ì-’ë³ ì<ì<œì~æ.

2. (ì½~ì†”ëioeì~ ì ‘ê·¼ì’ ê°€ëš¥í•~ë<æë©´) setup.sh ë¥¼ ë<æì<œ ì<æì-%oí•~ì<œëš” ê²fi,, ê,°ì-µí•’ ëì<ì<œì~æ.

3. ëª”ë“^ê³¼ ê’€ë|¬ì~ ë³€ê²½ ë, ì—ì— ëœ€í•~ì—¬ ì£¼ì~í•~ì<ì<œì~æ:
<http://dev.tiki.org/Modules+Revamp>

4. ê·€í•~ì~ í...œëš^ ìšæí€ì¼ì,, ì—...ê·,ë ^ì'ë“œí•~ëš” ë° êµ¬ì² ì ì£¼ì~ì,¬í•ì— ëœ€í•~ì—¬ ë<æìœ ë’ ìž~ì ì§€ë¥¼ í™ •ì,í•~ì<ì<œì~æ:
• <https://themes.tiki.org/Upgrading>
• <https://themes.tiki.org/Theme+header+modules>

ê·€í•~ì~ ëšžì¶æí• ì,¬ì’íš, í—æë”ê°€ ì†ì<æë ì~ ìž^ë<æëš” ìì— ìœ ì’í•~ì<ì<œì~æ, ì’ëÿ’ ê²½ìš° ëª”ë“^ ê’€ë|¬ë¥¼ ì,¬ìš©í•~ì—¬ ì^~ìž’ì—...ìœ¼ëioe ë<æì<œ ì<æì-%oí•’ì¼í• í•,,ìš”ê°€ ìž^ìšµë<^ë<æ

ë<æë¥, ê²½ìš°ëioeëš”, ëšžì¶æí• ìfë<” ë°” ì½”ë“œ í~ì€ **Admin Home > Look & Feel > General Layout Options** ì—ì,,œ ì½”ë” ©í•œ ë<æë¥, ëšžì¶æí• ì,,ì...~ì’ ìž~ëª» ìœ,,ì¹ë ì~ë,, ìž^ìšµë<^ë<æ. ê·,ëÿ¬í• ê²½ìš°, **Admin > Modules** ìœ¼ëioe ê°€ì...”ì,,œ ëª”ë“^ì~

í·œ î·œì,,œ¼ ì,,æì ·í·~ì<œì~æ (í—æë” ë”ë”^ì~ ì î ^í·œ î ^œì,,œì— ê´éí·œ ì¶”ê°é
ì·ë³´ëš” Theme Header Modules ë¼ ì° ìí·~ì<œì~æ).

- 5. í”Æëÿ→ê·,ì, í~,ì¶œì~ ì¼ë¶ë¼ ìž→ìš¹ì,í· ^·¼í· ì^~ë,, ìž^ìšµë<^ë<æ.
<http://ê·éí·~ì~ë,,ë©”ì,/tiki-plugins.php> ì— ê´éë|→ìžëíœ ê°éì...”ì,,œ ì ,,ë¶ë ìš¹ì,í·~ë,,ëì
í·~ì<œì~æ (ì-ì œë,~ í·,,ìš”ê°é ìž^ì,, ê²½ìš° ì^~ì · ì´ì>,,ì— ìš,,í-%oí·~ë,,ëì í·©ë<^ë<æ)

ì¶”ê°é ì¶,,ë,ì—ìé ì—...ê·,ë ^´ë“œ ë¼ ì° ê³ í·~ì<œì~æ.
í°í,æ9 ìœ¼ëíœ ëší-í·œ ìž~ì´šë“æ

No pages link to í°í,æ9