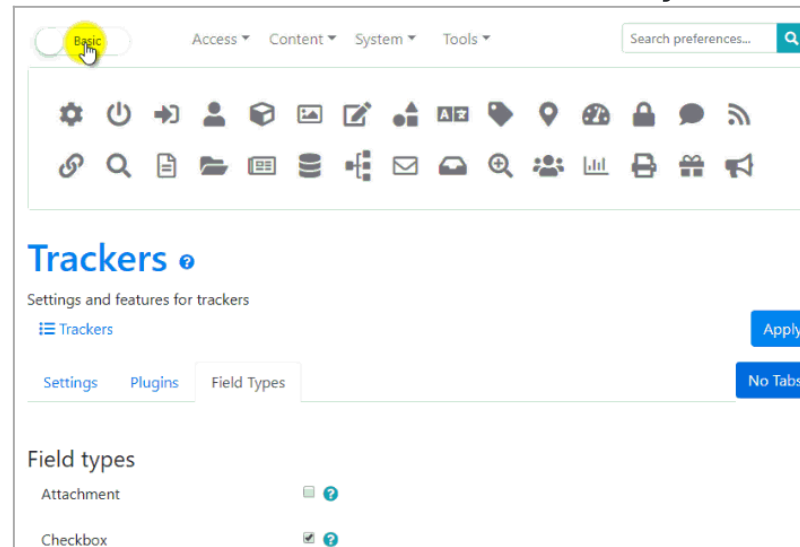


Articles Tracker Field

This type of field allows you to attach one or more articles to an item in a Tracker.

Tracker Field Articles is related to the Articles feature that you must activate if you want to add this field type to a Tracker.

Then, you must make sure you have enabled the field type: In the System menu, click on **Settings > Controls Panels > Trackers**, on this page go to the tab **Field Types** as here **tiki-admin.php?page=trackers#content_admin1-3**. To see the Articles field, set the preference filter option to **Advanced**, then check the **Articles** field and validate by clicking on the button **Apply**



Click to expand

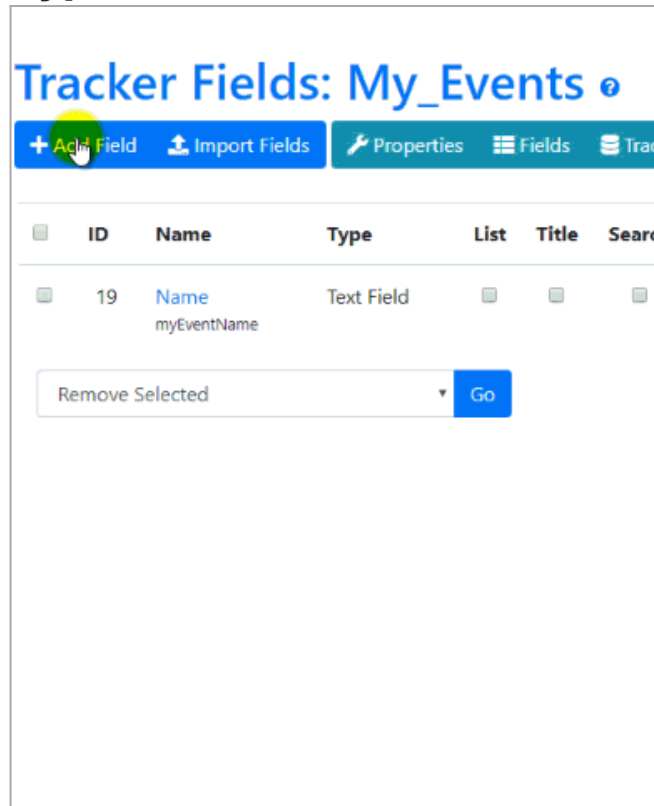
Topic this option is the topic added to the articles
Article Type to choose the type of article that can be chosen when creating an item.

Examples

The example below shows how to add a field of type **Article** to a Tracker (My_Events) and create an item.

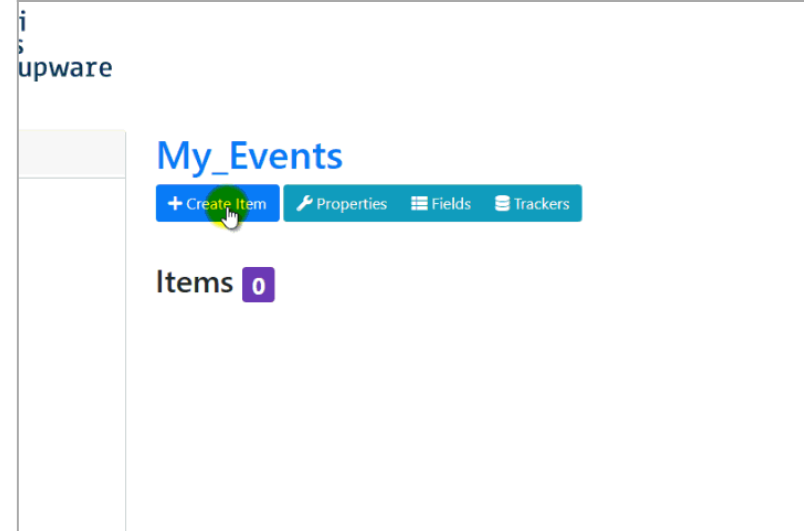
Add the field to the Tracker

After clicking on **Add Field**, when the window appears: add the name of the field and take **Articles** as the Field Type
when you click on **Add Field & Edit Advanced Options**, at the level of **Options for Articles** modify the field **Topic**
and **Artile Type** and at the end click on the button **Save**.



Click to expand

After adding the field **Articles**, you can create an item related to the articles like this:



Click to expand