

Blogs Config

Admin Access

To access administration, go to **Home Page** and, on the **Menu**, click on "**Admin (click!)**".

Sections: Tiki Admin Panel

You will access the **Sections** Tiki Config Panel , as shown in this graphics:



Blog settings



Blogs

..

From the Tiki Config Panel, click the Blogs icon to display its settings panel, the top of which appears like so:

Blog settings

Home Blog (main blog)

Blog features

Rankings:

Blog level comments:

Post level comments:

Spellchecking:

Default ordering for blog listing:

In blog listing show user as:

Blog listing configuration (when listing available blogs)

title

description

creation date

last modification time

user

posts

visits

activity

Blog comments settings

Default number of comments per page:

Comments default ordering:

Home Blog (mainÂ blog)

The Home Blog will have the following properties:

- If not selected it will default to the first blog created.
- It's where you go if you click on blogs in the main menu (without expanding the menu).
- It's where you go as the home page if you select the home page to be a blog (in the general settings).

Blog features

Enable/disable rankings/comments and you can select which is the Home Blog.

Blog listings configuration

Blog comments settings

Blog Archives

You can see the blog archives using the module **months_links**, which will also allow you to see links for other years posts.

Archives

- [July 2010 \(1\)](#)
- [June 2010 \(4\)](#)
- [May 2010 \(3\)](#)
- [April 2010 \(2\)](#)

Module shown when **English** is selected as language

Note that the number of blog posts per year can vary depending on the language

Archives

- [Juillet 2010 \(1\)](#)
- [Juin 2010 \(4\)](#)
- [Mai 2010 \(3\)](#)
- [Avril 2010 \(2\)](#)



















Module shown when **French** is selected as language

Архивы

- [Июль 2010 \(1\)](#)
- [Июнь 2010 \(5\)](#)
- [Апрель 2010 \(1\)](#)

Module shown when **Russian** is selected as language

In order to have this module configured, you have to add some parameters as in the screenshot below:

Right Modules						
Name	Order	Cache	Rows	Parameters	Groups	Action
last_blog_posts	2	0	10	title=Latest+Comments&nonums=y	Anonymous	   
months_links	31	0	10	feature=blogs&id=1&lang=en&title=Archives	Anonymous	    
months_links	32	0	10	feature=blogs&id=2&lang=fr&title=Archives	Anonymous	    
months_links	33	0	10	feature=blogs&id=3&lang=ru&title=Архивы	Anonymous	   

So this way, each language can have a module specific for that language, showing the posts of that blog (one blog per language), for a given time frame, specified in the parameters of the module definition.

In addition, you can show blog posts between two dates in a wiki page using the Blog list plugin, with the parameters for start date and end date.

From Here

- ✘ Learn how to administer daily TikiWiki's blog functions in Blogs Admin.
- ✘ Curious to see what's under the hood? See Blog Ref for the details.

alias

Blog Archives