

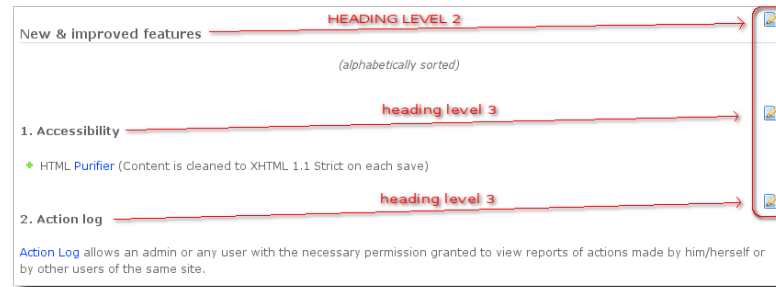
Edit by Section

Edit by section is a common feature in wiki software, allowing the user to edit (only) a section of a page rather than the whole thing. Edit by section is available starting in Tiki2

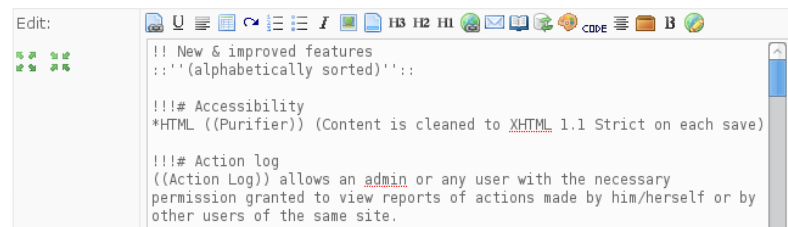
It doesn't work with WYSIWYG

How it works

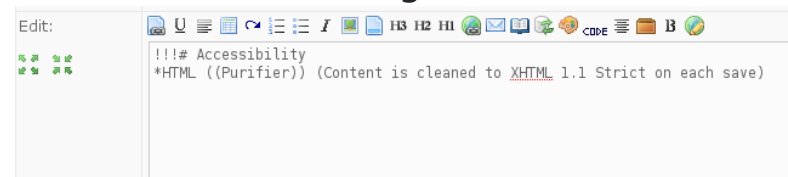
Edit by section will add an edit button to the right side of any heading using the !, !!, !!!, !!!! (and higher) syntax.



If you click on the edit button (📝) next to a heading of level 2, for instance (like "**New & improved features**" in the previous screenshot), you'll be allowed to edit the content between that heading level 2 and the following heading level 2 or higher. In this case, you'll be able to edit the content inside including the content between headings level 3 included in that section.




However, if you click on the heading level 3 below (in this example, called "**1. Accessibility**"), you will be able to edit the content between that heading until the next heading level 3 ("**2. Action log**", in this example), excluding it.



While you are editing that section, if anybody else attempts to edit that section or any lower level section from that content that you are editing, that other user will be shown a box reporting that that content is being edited by another

user at that time.

 Page is currently being edited

This page is being edited by [xavi](#)[★]. Please check with the user before editing the page, otherwise the changes will be stored as two separate versions in the history and you will have to manually merge them later.

[Override lock and carry on with edit](#)

[Go back](#)

[Return to home page](#)

On the contrary, if that users clicks on any other section of that same page, that user will be able to edit that section without any problem, and avoiding the concurrent edition conflict, since sections are handled individually. *(by the time of this writing - June 8th, 2008 - , there was a bug preventing to work like this, and concurrent edition conflict was still reported in this case)*

To enable

Go to Admin>Wiki and check "**enable edit by section**".

More information

See also:

[Wiki Syntax](#), [PluginSPLIT](#)

[Alias](#)

-
- [Section Edit](#)
 - [Edit Section](#)