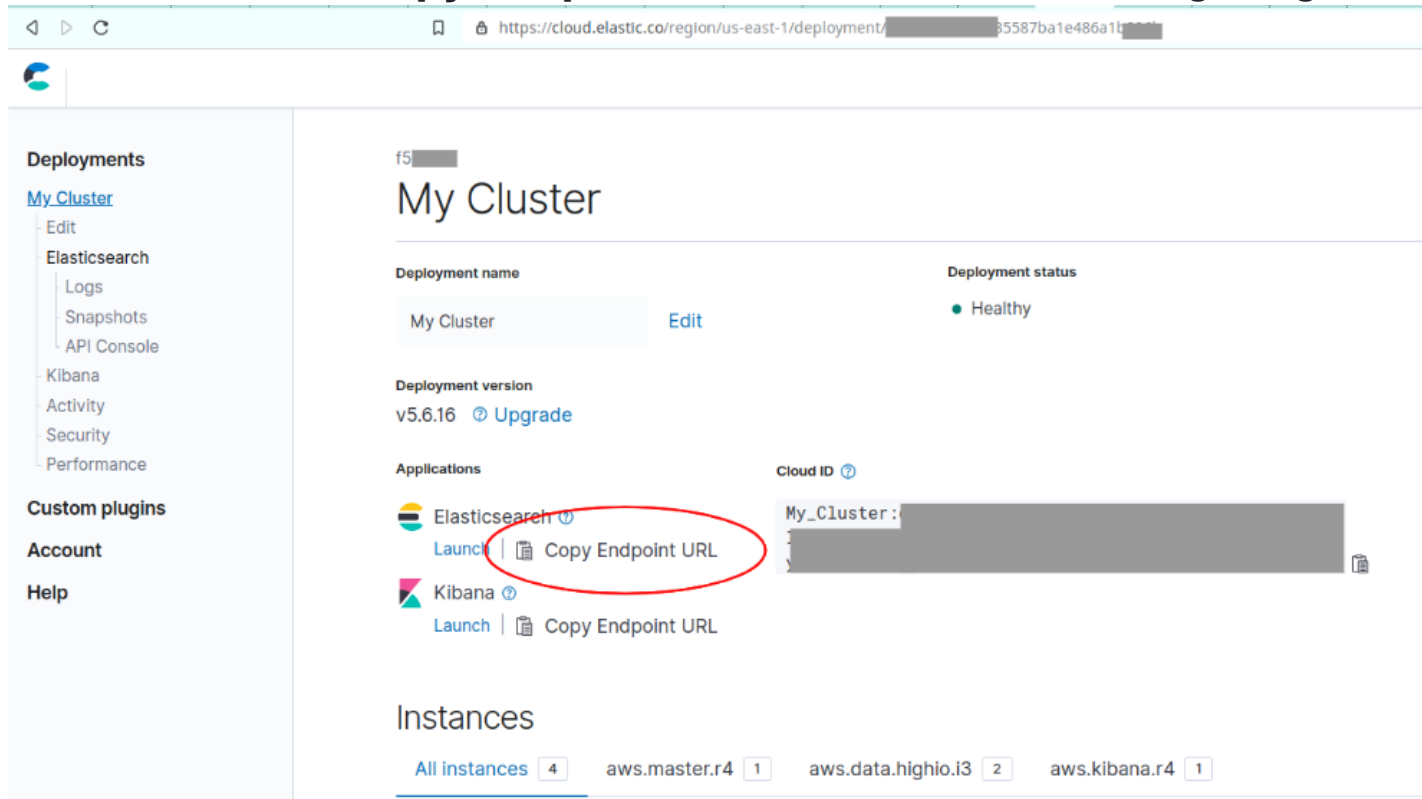


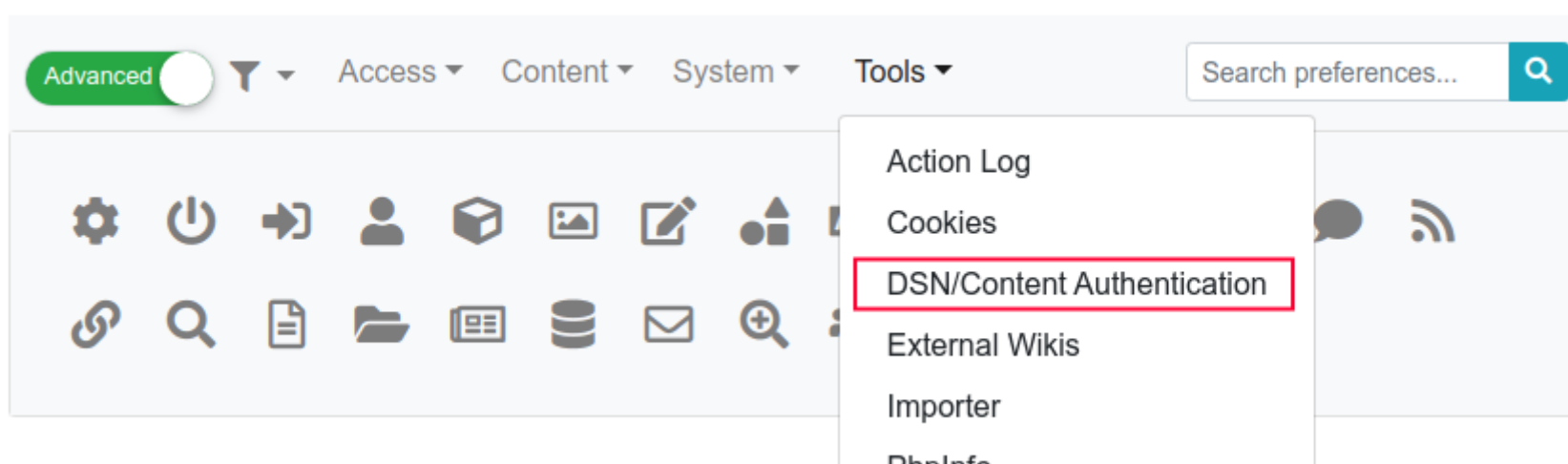
How to configure Tiki for Elasticsearch Service

This documentation page aims to help you to configure your Tiki site to have it indexed online by Elasticsearch Service. At this point it's assumed you have an Elastic Service account, as well as a working Deployment there. See <https://www.elastic.co/products/elasticsearch> for more information.

For your Tiki site search configuration, you'll need some info from the Deployment's main screen, so click on Elasticsearch **Copy Endpoint URL** link as in the following image:



Then go to this page in your tiki: `tiki-admin_dsn.php` You can get there via Control Panel, Tools, DSN/Content Authentication:



You'll paste the copied info down in the **Content Authentication** section, field **URL**. Also complete the other fields in that form. Give it an Identifier, e.g. Elastic Cloud, and set Type to HTTP Basic. The Username and Password fields should be filled with your Elastic Service Username and its password. Don't forget to hit **Save** after filling in the fields

Content Authentication

Identification

Identifier	<input type="text" value="New"/>	<input type="text" value="Elastic Cloud"/>
URL	<input type="text" value="https://[redacted]:b4435587ba"/>	
Type	<input type="text" value="HTTP Basic"/>	

HTTP Basic

Username	<input type="text" value="elastic"/>
Password	<input type="password" value="....."/>

Then let's take a look at some Search configurations here: `tiki-admin.php?page=search#contentadmin_search-1`
Make sure you have **Unified search** engine set to **Elasticsearch**. Fill the Elasticsearch URL field with the same **Endpoint URL** from above, and **Elasticsearch index prefix** in some convenient form such as `Tiki_20_local_` in our

example:

Elasticsearch URL

https://[redacted]445587a1[redacted].us-east-1.aws.found

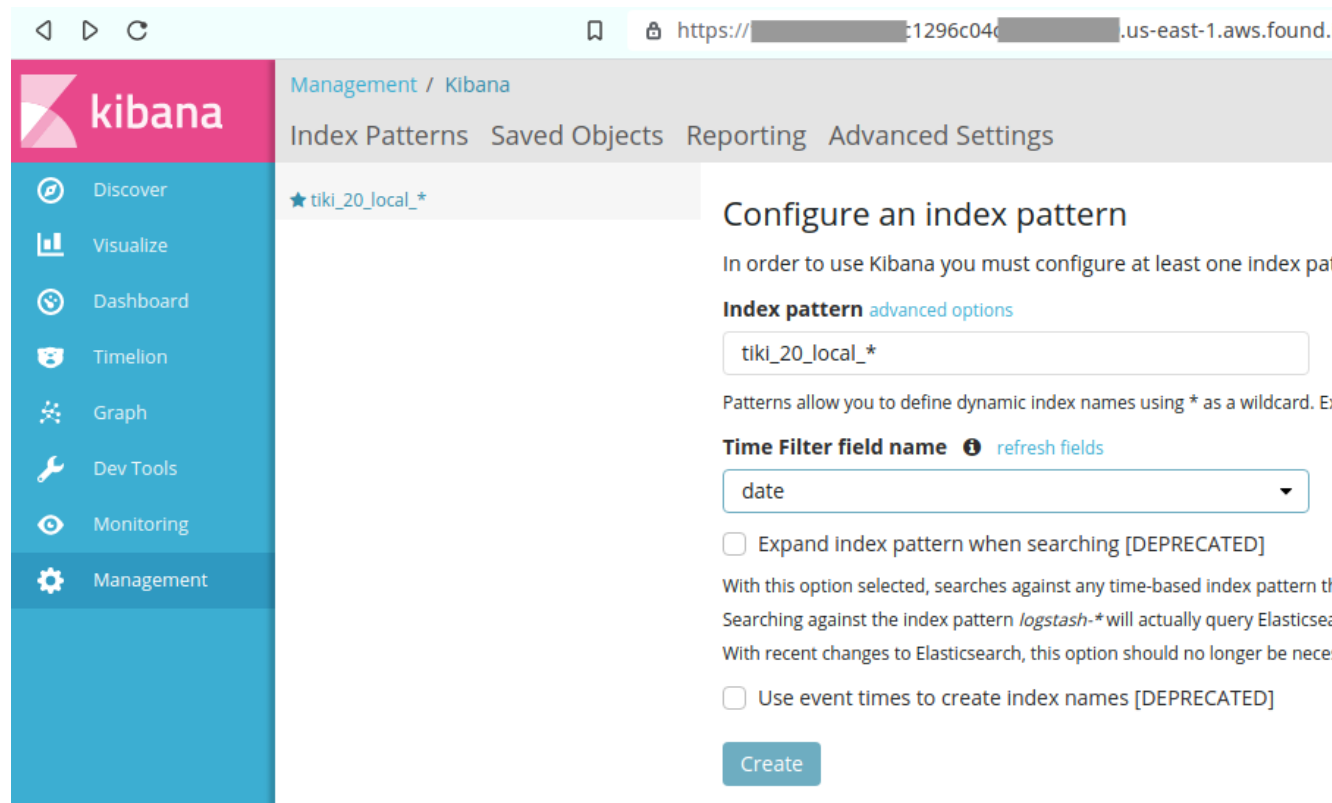


Elasticsearch index prefix

tiki_20_local_



You might also want to configure your online Kibana. Go to the **Management** tab and click on **Index Patterns**. In the index pattern field we use our index as defined above, with an asterisk in the end. In our example we chose date as our Time Filter field name. Hit the **create** button when finished:



Time to test our configuration: let's hit the **Rebuild index** button here `tiki-admin.php?page=search#contentadmin_search-1`

A modal box should show, in which you have to hit the **Rebuild** button, in its lower right hand corner. A screen like below will be shown meaning you've successfully indexed your Tiki with Elasticsearch online!

Rebuild Index

Your index was last fully rebuilt on Tuesday September 17, 2019 15:46:50 WEST.

Unified search engine: **Elastic**, version **5.6**

✓ Indexed ✕

- wiki page: 7
- article: 2
- file: 0
- file gallery: 3
- trackeritem: 3
- tracker: 1
- trackerfield: 5
- comment: 0
- user: 1
- group: 3
- activity: 3
- total fields in the search index: 80

✓ Execution Statistics ✕

- Execution time: 1 min
- Current Memory usage: 8.7 MiB
- Memory peak usage before indexing: 3.2 MiB
- Memory peak usage after indexing: 10.0 MiB
- Number of queries: 412

Further testing of your setup can be done going to Kibana's **Discover** tab. Set your **Time Range** in the upper right corner to **5 years**. Hopefully you'll see a screen with a graph and beautiful index data, indicating again that your Tiki has been indexed online:

- Discover
- Visualize
- Dashboard
- Timeline
- Graph
- Dev Tools
- Monitoring
- Management

- tiki_20_local *
- Add a filter +
- Selected Fields
- ? _source
- Available Fields
- t EVENT_ID
 - t _id
 - t _index
 - # _score
 - t _type
 - t aggregate
 - t allowed_groups
 - t allowed_users
 - t article_links
 - t article_type
 - t attachments
 - t bulk_import
 - t clear_list
 - # comment_count
 - t contents
 - t contributors
 - o creation_date
 - o creation_date.sort
 - o currentlogin_date
 - o currentlogin_date.sort
 - o currentlogin_data.sort



Time	_source
September 6th 2019, 14:03:06.000	<pre> { "title": "Team Tasks Tracker", "modification_date": "2019-09-06T13:05:00.000Z", "creation_date": "2019-09-06T13:05:00.000Z", "date": "2019-09-06T13:05:00.000Z", "description": "A collaborative team task list", "comment_count": 0, "geo_location": null, "geo_point": null, "allowed_groups": "Admins", "allowed_users": null, "relations": null, "relation_objects": null, "relation_types": null, "relation_count": 0, "title_initial": "T", "title_firstword": "Team", "url": "tiki-view_tracker.php?tracker[id]=1", "object_type": "tracker", "object_id": 1, "contents": "Team Tasks Tracker A collaborative team task list", "event_types": "tiki.tracker.create", "searchable": true, "type": "doc" } </pre>
September 6th 2019, 14:03:06.000	<pre> { "title": "Prepare talk slideshows", "modification_date": "2019-09-06T13:05:00.000Z", "creation_date": "2019-09-06T13:05:00.000Z", "date": "2019-09-06T13:05:00.000Z", "description": "Prepare the slideshows to use in next week's talk at HR meeting.", "comment_count": 0, "geo_location": null, "geo_point": null, "allowed_groups": "Admins", "allowed_users": null, "relations": null, "relation_objects": null, "relation_types": null, "relation_count": 0, "title_initial": "P", "title_firstword": "Prepare", "url": "tiki-view_tracker.php?tracker[id]=1", "object_type": "tracker", "object_id": 1, "contents": "Prepare the slideshows to use in next week's talk at HR meeting.", "event_types": "tiki.tracker.create", "searchable": true, "type": "doc" } </pre>
September 6th 2019, 14:03:06.000	<pre> { "title": "Book meeting venue", "modification_date": "2019-09-06T13:05:00.000Z", "creation_date": "2019-09-06T13:05:00.000Z", "date": "2019-09-06T13:05:00.000Z", "description": "Book the venue for next week's meeting", "comment_count": 0, "geo_location": null, "geo_point": null, "allowed_groups": "Admins", "allowed_users": null, "relations": null, "relation_objects": null, "relation_types": null, "relation_count": 0, "title_initial": "B", "title_firstword": "Book", "url": "tiki-view_tracker.php?tracker[id]=1", "object_type": "tracker", "object_id": 1, "contents": "Book the venue for next week's meeting", "event_types": "tiki.tracker.create", "searchable": true, "type": "doc" } </pre>
September 6th 2019, 14:03:06.000	<pre> { "title": "Send meeting invitations", "modification_date": "2019-09-06T13:05:00.000Z", "creation_date": "2019-09-06T13:05:00.000Z", "date": "2019-09-06T13:05:00.000Z", "description": "Send email invitations to the HR meeting next week", "comment_count": 0, "geo_location": null, "geo_point": null, "allowed_groups": "Admins", "allowed_users": null, "relations": null, "relation_objects": null, "relation_types": null, "relation_count": 0, "title_initial": "S", "title_firstword": "Send", "url": "tiki-view_tracker.php?tracker[id]=1", "object_type": "tracker", "object_id": 1, "contents": "Send email invitations to the HR meeting next week", "event_types": "tiki.tracker.create", "searchable": true, "type": "doc" } </pre>
September 6th 2019, 14:03:05.000	<pre> { "title": "Team Tasks Tracker", "modification_date": "2019-09-06T13:05:00.000Z", "creation_date": "2019-09-06T13:05:00.000Z", "date": "2019-09-06T13:05:00.000Z", "description": "A collaborative team task list", "comment_count": 0, "geo_location": null, "geo_point": null, "allowed_groups": "Admins", "allowed_users": null, "relations": null, "relation_objects": null, "relation_types": null, "relation_count": 0, "title_initial": "T", "title_firstword": "Team", "url": "tiki-view_tracker.php?tracker[id]=1", "object_type": "tracker", "object_id": 1, "contents": "Team Tasks Tracker A collaborative team task list", "event_types": "tiki.tracker.create", "searchable": true, "type": "doc" } </pre>