

Module Administration page

Overview

Use this page to configure the site-wide settings for Tiki modules.

To access

Click the **Module** icon  on the [Admin Panel](#)

or

Access <http://example.org/tiki-admin.php?page=module>

Note

*To configure specific modules, select **Admin** > **Modules** from the main menu.*

Related Topics

- [Module](#)
- [Bugs and Wishes](#)

Option

Show module controls

Users can configure modules

Description

Enable controls in modules

Modules aren't reflected in the screen until they are configured on MyAccount->Modules, including for the admin user 🧪

Default

Disabled

Disabled

Option

Users can open and close the modules

Always display modules to all groups

Hide anonymous-only modules from registered users

Hide anonymous-only modules from Admins

Description

Allows users to open and close modules using the icon in the module header.

☰ Always | Module decides | Never

Any setting for the Groups parameter will be ignored and the module will be displayed to all users.

If an individual module is assigned to the Anonymous group, the module will be displayed only to anonymous visitors. Registered users will not see the module.

Default

Module decides

Disabled

Disabled

Disabled

Option

Top module zone

Topbar module zone

Page top module zone

Description

Activate zone for modules such as site logo, log-in form, etc. (page header)

☰ Only if one or more modules are assigned | Always | Never

Activate zone for modules such as horizontal menu (navbar), search form, page-wide content, etc.

☰ Only if one or more modules are assigned | Always | Never

Activate zone for modules such as breadcrumbs, banners, share icons, etc

☰ Only if one or more modules are assigned | Always | Never

Default

Only if one or more modules...

Only if one or more modules...

Only if one or more modules...

Option


Left column

Right column


Page bottom module zone

Description

 *Controls visibility of the left column of modules*

 Only if one or more modules are assigned | Always | User decides | Never

 *Controls visibility of the right column of modules*

 Only if one or more modules are assigned | Always | User decides | Never

Activate zone for modules at the bottom of the main column of each page

 Only if one or more modules are assigned | Always | Never

Default

User decides

User decides

Only if one or more modules...

Option

Bottom module zone

Module file

Description

Activate zone for modules such as "powered by" and "rss list" (page footer)

☰ Only if one or more modules are assigned | Always | Never

Use a static module definition file instead of relying on the dynamic values generated by Tiki. Useful for custom themes. The file must be in YAML format, following the format used in profiles.

Default

Only if one or more modules...

None

Option

Extra module zones available

Description

Extra module zones to be managed through the module administration interface. Useful if a custom theme or layout requires a special zone other than the predefined ones.

 *Comma-separated list, maximum of 20 characters per entry.*

Default

None

The jQuery Sortable Tables feature must be activated for the sort feature to work.

Option

Show module controls

Description

Enable controls in modules

Default

Disabled


Option

Users can configure modules

Users can open and close the modules

Always display modules to all groups

Description

Modules aren't reflected in the screen until they are configured on MyAccount->Modules, including for the admin user 

Allows users to open and close modules using the icon in the module header.

 Always | Module decides | Never

Any setting for the Groups parameter will be ignored and the module will be displayed to all users.

Default

Disabled

Module decides

Disabled

Option

Hide anonymous-only modules from registered users

Hide anonymous-only modules from Admins

Top module zone

Topbar module zone

Description

If an individual module is assigned to the Anonymous group, the module will be displayed only to anonymous visitors. Registered users will not see the module.

Activate zone for modules such as site logo, log-in form, etc. (page header)

☰ Only if one or more modules are assigned | Always | Never

Activate zone for modules such as horizontal menu (navbar), search form, page-wide content, etc.

☰ Only if one or more modules are assigned | Always | Never

Default

Disabled

Disabled

Only if one or more modules...

Only if one or more modules...

Option

Page top module zone

Left column

Right column

Description

Activate zone for modules such as breadcrumbs, banners, share icons, etc

☰ Only if one or more modules are assigned | Always | Never

👉 *Controls visibility of the left column of modules*

☰ Only if one or more modules are assigned | Always | User decides | Never

👉 *Controls visibility of the right column of modules*

☰ Only if one or more modules are assigned | Always | User decides | Never

Default

Only if one or more modules...

User decides

User decides

Option

Page bottom module zone

Bottom module zone

Module file

Description

Activate zone for modules at the bottom of the main column of each page

☰ Only if one or more modules are assigned | Always | Never

Activate zone for modules such as "powered by" and "rss list" (page footer)

☰ Only if one or more modules are assigned | Always | Never

Use a static module definition file instead of relying on the dynamic values generated by Tiki. Useful for custom themes. The file must be in YAML format, following the format used in profiles.

Default

Only if one or more modules...

Only if one or more modules...


None

Option

Extra module zones available

Description

Extra module zones to be managed through the module administration interface. Useful if a custom theme or layout requires a special zone other than the predefined ones.

 *Comma-separated list, maximum of 20 characters per entry.*

Default

None

The jQuery Sortable Tables feature must be activated for the sort feature to work.

Option

Show module controls

Description

Enable controls in modules

Default

Disabled


Option

Users can configure modules

Users can open and close the modules

Always display modules to all groups

Description

Modules aren't reflected in the screen until they are configured on MyAccount->Modules, including for the admin user 

Allows users to open and close modules using the icon in the module header.

 Always | Module decides | Never

Any setting for the Groups parameter will be ignored and the module will be displayed to all users.

Default

Disabled

Module decides

Disabled

Option

Hide anonymous-only modules from registered users

Hide anonymous-only modules from Admins

Top module zone

Topbar module zone

Description

If an individual module is assigned to the Anonymous group, the module will be displayed only to anonymous visitors. Registered users will not see the module.

Activate zone for modules such as site logo, log-in form, etc. (page header)

☰ Only if one or more modules are assigned | Always | Never

Activate zone for modules such as horizontal menu (navbar), search form, page-wide content, etc.

☰ Only if one or more modules are assigned | Always | Never

Default

Disabled

Disabled

Only if one or more modules...

Only if one or more modules...

Option

Page top module zone

Left column

Right column

Description

Activate zone for modules such as breadcrumbs, banners, share icons, etc

☰ Only if one or more modules are assigned | Always | Never

👉 *Controls visibility of the left column of modules*

☰ Only if one or more modules are assigned | Always | User decides | Never

👉 *Controls visibility of the right column of modules*

☰ Only if one or more modules are assigned | Always | User decides | Never

Default

Only if one or more modules...

User decides

User decides

Option

Page bottom module zone

Bottom module zone

Module file

Description

Activate zone for modules at the bottom of the main column of each page

☰ Only if one or more modules are assigned | Always | Never

Activate zone for modules such as "powered by" and "rss list" (page footer)

☰ Only if one or more modules are assigned | Always | Never

Use a static module definition file instead of relying on the dynamic values generated by Tiki. Useful for custom themes. The file must be in YAML format, following the format used in profiles.

Default

Only if one or more modules...

Only if one or more modules...


None

Option

Extra module zones available

Description

Extra module zones to be managed through the module administration interface. Useful if a custom theme or layout requires a special zone other than the predefined ones.

 *Comma-separated list, maximum of 20 characters per entry.*

Default

None

The jQuery Sortable Tables feature must be activated for the sort feature to work.

Option

Show module controls

Description

Enable controls in modules

Default

Disabled


Option

Users can configure modules

Users can open and close the modules

Always display modules to all groups

Description

Modules aren't reflected in the screen until they are configured on MyAccount->Modules, including for the admin user 

Allows users to open and close modules using the icon in the module header.

 Always | Module decides | Never

Any setting for the Groups parameter will be ignored and the module will be displayed to all users.

Default

Disabled

Module decides

Disabled

Option

Hide anonymous-only modules from registered users

Hide anonymous-only modules from Admins

Top module zone

Topbar module zone

Description

If an individual module is assigned to the Anonymous group, the module will be displayed only to anonymous visitors. Registered users will not see the module.

Activate zone for modules such as site logo, log-in form, etc. (page header)

☰ Only if one or more modules are assigned | Always | Never

Activate zone for modules such as horizontal menu (navbar), search form, page-wide content, etc.

☰ Only if one or more modules are assigned | Always | Never

Default

Disabled

Disabled

Only if one or more modules...

Only if one or more modules...

Option

Page top module zone

Left column

Right column

Description

Activate zone for modules such as breadcrumbs, banners, share icons, etc

☰ Only if one or more modules are assigned | Always | Never

👉 *Controls visibility of the left column of modules*

☰ Only if one or more modules are assigned | Always | User decides | Never

👉 *Controls visibility of the right column of modules*

☰ Only if one or more modules are assigned | Always | User decides | Never

Default

Only if one or more modules...

User decides

User decides

Option

Page bottom module zone

Bottom module zone

Module file

Description

Activate zone for modules at the bottom of the main column of each page

☰ Only if one or more modules are assigned | Always | Never

Activate zone for modules such as "powered by" and "rss list" (page footer)

☰ Only if one or more modules are assigned | Always | Never

Use a static module definition file instead of relying on the dynamic values generated by Tiki. Useful for custom themes. The file must be in YAML format, following the format used in profiles.

Default

Only if one or more modules...

Only if one or more modules...

None

Option

Extra module zones available

Description

Extra module zones to be managed through the module administration interface. Useful if a custom theme or layout requires a special zone other than the predefined ones.

 *Comma-separated list, maximum of 20 characters per entry.*

Default

None

The jQuery Sortable Tables feature must be activated for the sort feature to work.

Option

Show module controls

Description

Enable controls in modules

Default

Disabled


Option

Users can configure modules

Users can open and close the modules

Always display modules to all groups

Description

Modules aren't reflected in the screen until they are configured on MyAccount->Modules, including for the admin user 

Allows users to open and close modules using the icon in the module header.

 Always | Module decides | Never

Any setting for the Groups parameter will be ignored and the module will be displayed to all users.

Default

Disabled

Module decides

Disabled

Option

Hide anonymous-only modules from registered users

Hide anonymous-only modules from Admins

Top module zone

Topbar module zone

Description

If an individual module is assigned to the Anonymous group, the module will be displayed only to anonymous visitors. Registered users will not see the module.

Activate zone for modules such as site logo, log-in form, etc. (page header)

☰ Only if one or more modules are assigned | Always | Never

Activate zone for modules such as horizontal menu (navbar), search form, page-wide content, etc.

☰ Only if one or more modules are assigned | Always | Never

Default

Disabled

Disabled

Only if one or more modules...

Only if one or more modules...

Option

Page top module zone

Left column

Right column

Description

Activate zone for modules such as breadcrumbs, banners, share icons, etc

☰ Only if one or more modules are assigned | Always | Never

👉 *Controls visibility of the left column of modules*

☰ Only if one or more modules are assigned | Always | User decides | Never

👉 *Controls visibility of the right column of modules*

☰ Only if one or more modules are assigned | Always | User decides | Never

Default

Only if one or more modules...

User decides

User decides

Option

Page bottom module zone

Bottom module zone

Module file

Description

Activate zone for modules at the bottom of the main column of each page

☰ Only if one or more modules are assigned | Always | Never

Activate zone for modules such as "powered by" and "rss list" (page footer)

☰ Only if one or more modules are assigned | Always | Never

Use a static module definition file instead of relying on the dynamic values generated by Tiki. Useful for custom themes. The file must be in YAML format, following the format used in profiles.

Default

Only if one or more modules...

Only if one or more modules...


None

Option

Extra module zones available

Description

Extra module zones to be managed through the module administration interface. Useful if a custom theme or layout requires a special zone other than the predefined ones.

 *Comma-separated list, maximum of 20 characters per entry.*

Default

None

The jQuery Sortable Tables feature must be activated for the sort feature to work.

Module Admin

[+]