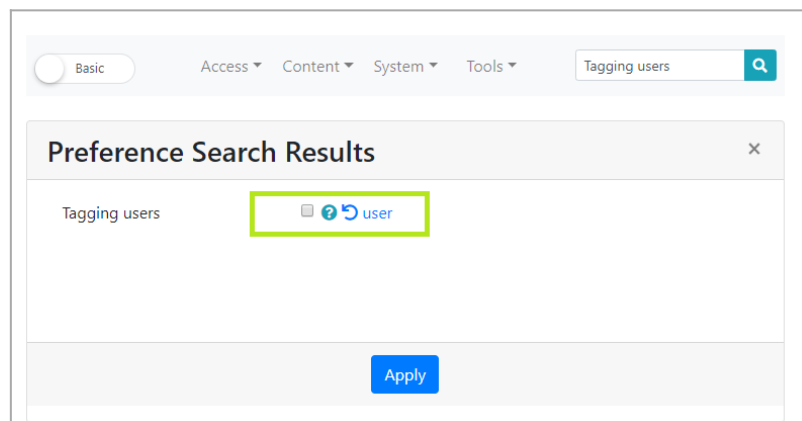


## Activate User Mention Notification

In order to mention users on Wiki pages, it is important to make changes in the settings:

### Step 1: Activate the preference "Tagging users"

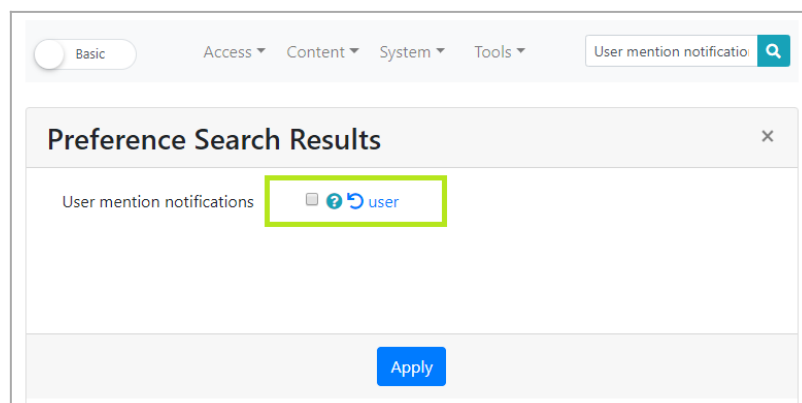
To start activate "Tagging users" by going to Settings > Control Panel then search for "Tagging users" in the search bar, activate this preference and apply the changes.



Click to expand

### Step 2: Activate the preference "User mention notifications"

Activate "User mention notifications" by going to Settings > Control Panel then search for "User mention notifications" in the search bar, activate this preference and apply the changes.

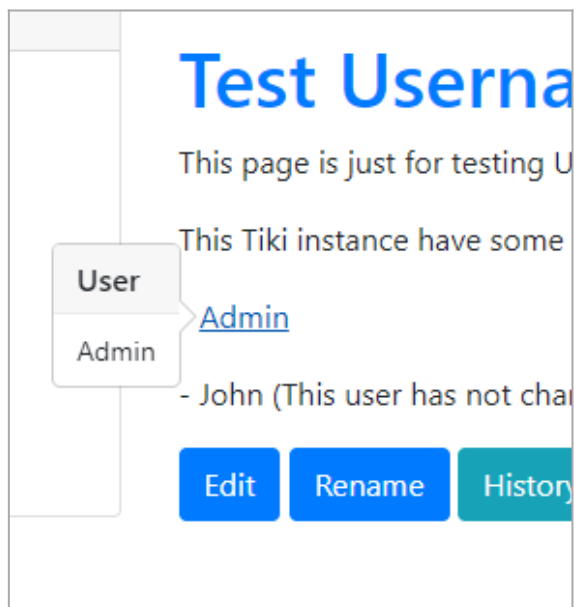


Click to expand

This will allow users to be notified when they are mentioned on a wiki page.

## Conclusion

Once this is done, when a user is mentioned on a wiki page in the format "@username" he will be notified and his information will appear when his name is over the page.



Click to expand

Note also that the information will only be displayed if the user has given permission; see: [Enable personal information Pop-up](#)

## Related

Also see:

- [User Mentions](#)