

Admin Groups

Overview

Administer user groups

Related Topics
• [Bugs and Wishes](#)

To access

Click the **Groups** option on the **Admin** menu.

Tabs

This page contains the following tabs:

Note:







Admin groups

[Admin groups](#) [Admin users](#) [Clear cache](#) [Manage permissions](#)

List [Add a New Group](#)

No Tabs

List of existing groups

| ID | Name | Description | Inherits Permissions from | User Choice | Permissions |
|---|------------|--------------------------------------|---------------------------|---|-------------|
|  3 | Admins | Administrator and accounts managers. | |  1 | |
|  1 | Anonymous | Public users not logged | |  1 | |
|  2 | Registered | Users logged into the system | Anonymous |  0 | |

| Setting | Description | Default |
|---------|-------------|---------|
|---------|-------------|---------|

Buttons

| | | |
|--------------------|--|--|
| Admin Groups | Navigates to current page. | |
| Admin Users | Navigates to the Admin Users page | |
| Clear cache | Clears the cache | |
| Manage permissions | Navigates to the Manage permissions page | |

The *jQuery Sortable Tables* feature must be activated for the sort feature to work.