

External Wikis

External Wiki feature is used to make linking to other Tiki, websites topics easier. Using it you will be able to reuse with minimum work a connection (through a link) to your "network" of Tikis and regularly used websites.

Some examples:

The string on the left are the wikilink or the link shorthand. tw for tiki.org, dev for dev.tiki.org, wq for wikiquote, wd for wiktionary, lq for linuxquestions, wp for wikipedia.

External wiki and site samples set at Doc

tw [https://tiki.org/\\$page](https://tiki.org/$page) dev [https://dev.tiki.org/\\$page](https://dev.tiki.org/$page) wq [https://en.wikiquote.org/wiki/\\$page](https://en.wikiquote.org/wiki/$page)
wd [https://en.wiktionary.org/wiki/\\$page](https://en.wiktionary.org/wiki/$page) lq [https://wiki.linuxquestions.org/wiki/\\$page](https://wiki.linuxquestions.org/wiki/$page) wp [https://en.wikipedia.org/wiki/\\$page](https://en.wikipedia.org/wiki/$page)

Simple linkage

To make a link to any external wiki or site above on this site you can use the [internal wiki](#) double round brackets syntax with a prefix as "dev:" inside. For instance, to make a link to

<https://dev.tiki.org/Get-code>

you could use:

```
((dev:Get-code))
```

And it would produce this link:

[Get-code](https://dev.tiki.org/Get-code)

Changing the string displayed

It is possible to use a different string of sentence that the page name to create a more descriptive link. Following the example above we want to improve the information the visitor will see. "Get-code" is quite short, "Get-code and join Tiki dev team" is already more explicit.

you could use:

```
((dev:Download|Get-code and join Tiki dev team))
```

And it would produce this link:

[Get-code and join Tiki dev team](#)

Insert an external wiki reference

You can do that through the link at "Admin > External wikis", that will lead you to **tiki-admin_external_wikis.php**:

Admin External Wikis

Create/Edit External Wiki

Name

URL

URL (use \$page to be replaced by the page name in the URL example: [http://www.example.com/tiki-index.php?page=\\$page](http://www.example.com/tiki-index.php?page=$page)):

Index

[*prefix*]main, such as tiki_main

Search as

Select Some Options















Leave blank to search using currently active groups.

Save

List external wiki references

From the same tiki-admin_external_wikis.php you can see the list of external wiki references you already introduce them and edit or delete any of them. Below you can see, as a reference, the list of external wikis that we have defined in <http://doc.tiki.org> :

External Wiki

Name	ExtWiki	Index	Search As	
wikisuite	http://wikisuite.org/\$page		<input type="checkbox"/>	
suite	http://suite.tiki.org/\$page			
tv	http://tv.tiki.org/\$page			
profiles	http://profiles.tiki.org/\$page			
rev	https://sourceforge.net/p/tikiwiki/code/\$page		<input type="checkbox"/>	
info	http://info.tiki.org/\$page			
pr	http://profiles.tiki.org/\$page			
userpage	http://doc.tiki.org/UserPage\$page			
two	http://tiki.org/\$page			
edu	http://edu.tiki.org/tiki-index.php?page=\$page			
themes	http://themes.tiki.org/\$page	themes_tiki_org_main	<input type="checkbox"/>	
dev	http://dev.tiki.org/\$page	dev_tiki_org_main	<input type="checkbox"/>	
wp	http://en2.wikipedia.org/wiki/\$page			
tw	http://tiki.org/\$page	tiki_org_main	<input type="checkbox"/>	

Tips and Tricks

- [How to indicate and visually distinguish certain external links](#)

For more information

- Please see [flash movie](#) of config process

Alias

- [External Wiki](#)
- [ExternalWiki](#)
- [ExternalWikis](#)