

Mod AulaWiki

Aulawiki is a **Mod** for Tiki 1.9.x and 2.x (not yet ready for 3.x), which includes some features specially designed for educational scenarios (grade book, academic periods, ...), plus the core feature of Workspaces (suitable for educational scenarios and many many others).



Thus, the work spaces (Tiki Workspaces), represent one of the main functionalities of AulaWiki. This functionality offers collaborative contexts to user groups of Tiki and can be applied to different processes. The workspaces can be courses, personal management of projects, portfolios, projects for team work, etc.

Workspaces allow the easy creation of new resources, groups + permissions and modules assigned, based on workspace templates (called "**workspace types**"), which have

1. some pre-assigned **resources**,
2. some pre-defined **roles** (groups) which serve to define the **permissions** to be applied by default to the resources at resource creation time.
3. some **pre-assigned modules** for the workspace desktop

| Name | Description | Creation date |
|----------------------------|---|-------------------------------|
| WSDOC | Documentation on Workspaces | Fri 22 of Sep, 2006 16:42 UTC |
| WSDOC | Documentation on Workspaces | Fri 22 of Sep, 2006 16:12 UTC |
| WSDOC-Blog | Blog of news for the workspace | Fri 22 of Sep, 2006 16:12 UTC |
| WSDOC-Calendar | Calendar of events of this workspace | Fri 22 of Sep, 2006 16:12 UTC |
| WSDOC-Documentation images | Images for documentation of this workspace | Fri 22 of Sep, 2006 16:12 UTC |
| WSDOC-Structure1 | Base structure of Wiki pages for this workspace | Fri 22 of Sep, 2006 16:12 UTC |
| WSDOC-Spreadsheet | Spreadsheet of WYSIWYG table for this workspace | Fri 22 of Sep, 2006 16:12 UTC |

Sample Workspace usage on edu.tw.o (join us! :-)

Once created from a "workspace type" template, you can keep customizing your specific workspace to suite your needs.

Structures can also be printed in whole directly from the structure toc from the module workspaces structures (see a live example below, in the structure of the workspaces documentation at http://edu.tiki.org/tiki-workspaces_view_structure.php?print=4).

Moreover, some exciting new features were introduced in the latest versions of Aulawiki mod, which comprise **copy & paste capability of resources** from one workspace to another, through

the usage of the workspace module **clipboard**.




Install

See [Mods Admin](#) for instructions on how to install a Mod.

Usage

See more information about AulaWiki Mod and the Workspaces feature at: <http://edu.tiki.org>

Documentation of AulaWiki and Workspaces

| Language | Page by page | All in one html page | PDF |
|----------|--------------------------------------|---|---|
| English | AulaWiki-Tutorial | http://edu.tiki.org/tiki-workspaces_view_structure.php?print=4 |  pdf here! |
| Spanish | AulaWiki-Tutorial,es | http://edu.tiki.org/tiki-workspaces_view_structure.php?print=15 |  pdf here! |
| Catalan | AulaWiki-Tutorial,ca | http://edu.tiki.org/tiki-workspaces_view_structure.php?print=26 |  pdf here! |

Related pages

- [Mods](#)
- [Mods User](#)
- [Mods Admin](#)
- [Mods Details](#)
- [Mods List](#)

- http://edu.tiki.org/tiki-workspaces_desktop.php?workspaceId=2&moduleId=35