

Module Administration page

Overview

Use this page to configure the site-wide settings for Tiki modules.

Related Topics

- [Module](#)
- [Bugs and Wishes](#)

To access

Click the **Module** icon  on the [Admin Panel](#)


or

Access

<http://example.org/tiki-admin.php?page=module>

Note




To configure specific modules, select **Admin > Modules** from the main menu.

Option	Description	Default
Show module controls	Enable controls in modules	Disabled
Users can configure modules	Modules aren't reflected in the screen until they are configured on MyAccount->Modules, including for the admin user 	Disabled
Users can open and close the modules	Allows users to open and close modules using the icon in the module header. ☰ Always Module decides Never	Module decides
Always display modules to all groups	Any setting for the Groups parameter will be ignored and the module will be displayed to all users.	Disabled
Hide anonymous-only modules from registered users	If an individual module is assigned to the Anonymous group, the module will be displayed only to anonymous visitors. Registered users will not see the module.	Disabled
Hide anonymous-only modules from Admins		Disabled
Top module zone	Activate zone for modules such as site logo, log-in form, etc. (page header) ☰ Only if one or more modules are assigned Always Never	Only if one or more modules...

Option	Description	Default
Topbar module zone	Activate zone for modules such as horizontal menu (navbar), search form, page-wide content, etc. ☰ Only if one or more modules are assigned Always Never	Only if one or more modules...
Page top module zone	Activate zone for modules such as breadcrumbs, banners, share icons, etc ☰ Only if one or more modules are assigned Always Never	Only if one or more modules...
Left column	👉 Controls visibility of the left column of modules ☰ Only if one or more modules are assigned Always User decides Never	User decides
Right column	👉 Controls visibility of the right column of modules ☰ Only if one or more modules are assigned Always User decides Never	User decides
Page bottom module zone	Activate zone for modules at the bottom of the main column of each page ☰ Only if one or more modules are assigned Always Never	Only if one or more modules...
Bottom module zone	Activate zone for modules such as "powered by" and "rss list" (page footer) ☰ Only if one or more modules are assigned Always Never	Only if one or more modules...
Module file	Use a static module definition file instead of relying on the dynamic values generated by Tiki. Useful for custom themes. The file must be in YAML format, following the format used in profiles.	None
Extra module zones available	Extra module zones to be managed through the module administration interface. Useful if a custom theme or layout requires a special zone other than the predefined ones. 👉 Comma-separated list, maximum of 20 characters per entry.	None

The jQuery Sortable Tables feature must be activated for the sort feature to work.

Option	Description	Default
Show module controls	Enable controls in modules	Disabled

Option	Description	Default
Users can configure modules	Modules aren't reflected in the screen until they are configured on MyAccount->Modules, including for the admin user 	Disabled
Users can open and close the modules	Allows users to open and close modules using the icon in the module header. ☰ Always Module decides Never	Module decides
Always display modules to all groups	Any setting for the Groups parameter will be ignored and the module will be displayed to all users.	Disabled
Hide anonymous-only modules from registered users	If an individual module is assigned to the Anonymous group, the module will be displayed only to anonymous visitors. Registered users will not see the module.	Disabled
Hide anonymous-only modules from Admins		Disabled
Top module zone	Activate zone for modules such as site logo, log-in form, etc. (page header) ☰ Only if one or more modules are assigned Always Never	Only if one or more modules...
Topbar module zone	Activate zone for modules such as horizontal menu (navbar), search form, page-wide content, etc. ☰ Only if one or more modules are assigned Always Never	Only if one or more modules...
Page top module zone	Activate zone for modules such as breadcrumbs, banners, share icons, etc ☰ Only if one or more modules are assigned Always Never	Only if one or more modules...
Left column	 <i>Controls visibility of the left column of modules</i> ☰ Only if one or more modules are assigned Always User decides Never	User decides
Right column	 <i>Controls visibility of the right column of modules</i> ☰ Only if one or more modules are assigned Always User decides Never	User decides
Page bottom module zone	Activate zone for modules at the bottom of the main column of each page ☰ Only if one or more modules are assigned Always Never	Only if one or more modules...

Option	Description	Default
Bottom module zone	Activate zone for modules such as "powered by" and "rss list" (page footer) ☰ Only if one or more modules are assigned Always Never	Only if one or more modules...
Module file	Use a static module definition file instead of relying on the dynamic values generated by Tiki. Useful for custom themes. The file must be in YAML format, following the format used in profiles.	None
Extra module zones available	Extra module zones to be managed through the module administration interface. Useful if a custom theme or layout requires a special zone other than the predefined ones. 👉 <i>Comma-separated list, maximum of 20 characters per entry.</i>	None




The jQuery Sortable Tables feature must be activated for the sort feature to work.

Option	Description	Default
Show module controls	Enable controls in modules	Disabled
Users can configure modules	Modules aren't reflected in the screen until they are configured on MyAccount->Modules, including for the admin user 🛠️	Disabled
Users can open and close the modules	Allows users to open and close modules using the icon in the module header. ☰ Always Module decides Never	Module decides
Always display modules to all groups	Any setting for the Groups parameter will be ignored and the module will be displayed to all users.	Disabled
Hide anonymous-only modules from registered users	If an individual module is assigned to the Anonymous group, the module will be displayed only to anonymous visitors. Registered users will not see the module.	Disabled
Hide anonymous-only modules from Admins		Disabled
Top module zone	Activate zone for modules such as site logo, log-in form, etc. (page header) ☰ Only if one or more modules are assigned Always Never	Only if one or more modules...

Option	Description	Default
Topbar module zone	<p>Activate zone for modules such as horizontal menu (navbar), search form, page-wide content, etc.</p> <p>☰ Only if one or more modules are assigned Always Never</p>	Only if one or more modules...
Page top module zone	<p>Activate zone for modules such as breadcrumbs, banners, share icons, etc</p> <p>☰ Only if one or more modules are assigned Always Never</p>	Only if one or more modules...
Left column	<p>👉 <i>Controls visibility of the left column of modules</i></p> <p>☰ Only if one or more modules are assigned Always User decides Never</p>	User decides
Right column	<p>👉 <i>Controls visibility of the right column of modules</i></p> <p>☰ Only if one or more modules are assigned Always User decides Never</p>	User decides
Page bottom module zone	<p>Activate zone for modules at the bottom of the main column of each page</p> <p>☰ Only if one or more modules are assigned Always Never</p>	Only if one or more modules...
Bottom module zone	<p>Activate zone for modules such as "powered by" and "rss list" (page footer)</p> <p>☰ Only if one or more modules are assigned Always Never</p>	Only if one or more modules...
Module file	<p>Use a static module definition file instead of relying on the dynamic values generated by Tiki. Useful for custom themes. The file must be in YAML format, following the format used in profiles.</p>	None
Extra module zones available	<p>Extra module zones to be managed through the module administration interface. Useful if a custom theme or layout requires a special zone other than the predefined ones.</p> <p>👉 <i>Comma-separated list, maximum of 20 characters per entry.</i></p>	None

The jQuery Sortable Tables feature must be activated for the sort feature to work.

Option	Description	Default
Show module controls	Enable controls in modules	Disabled

Option	Description	Default
Users can configure modules	Modules aren't reflected in the screen until they are configured on MyAccount->Modules, including for the admin user 	Disabled
Users can open and close the modules	Allows users to open and close modules using the icon in the module header. ☰ Always Module decides Never	Module decides
Always display modules to all groups	Any setting for the Groups parameter will be ignored and the module will be displayed to all users.	Disabled
Hide anonymous-only modules from registered users	If an individual module is assigned to the Anonymous group, the module will be displayed only to anonymous visitors. Registered users will not see the module.	Disabled
Hide anonymous-only modules from Admins		Disabled
Top module zone	Activate zone for modules such as site logo, log-in form, etc. (page header) ☰ Only if one or more modules are assigned Always Never	Only if one or more modules...
Topbar module zone	Activate zone for modules such as horizontal menu (navbar), search form, page-wide content, etc. ☰ Only if one or more modules are assigned Always Never	Only if one or more modules...
Page top module zone	Activate zone for modules such as breadcrumbs, banners, share icons, etc ☰ Only if one or more modules are assigned Always Never	Only if one or more modules...
Left column	 <i>Controls visibility of the left column of modules</i> ☰ Only if one or more modules are assigned Always User decides Never	User decides
Right column	 <i>Controls visibility of the right column of modules</i> ☰ Only if one or more modules are assigned Always User decides Never	User decides
Page bottom module zone	Activate zone for modules at the bottom of the main column of each page ☰ Only if one or more modules are assigned Always Never	Only if one or more modules...

Option	Description	Default
Bottom module zone	Activate zone for modules such as "powered by" and "rss list" (page footer) ☰ Only if one or more modules are assigned Always Never	Only if one or more modules...
Module file	Use a static module definition file instead of relying on the dynamic values generated by Tiki. Useful for custom themes. The file must be in YAML format, following the format used in profiles.	None
Extra module zones available	Extra module zones to be managed through the module administration interface. Useful if a custom theme or layout requires a special zone other than the predefined ones. 👉 <i>Comma-separated list, maximum of 20 characters per entry.</i>	None

The jQuery Sortable Tables feature must be activated for the sort feature to work.

Option	Description	Default
Show module controls	Enable controls in modules	Disabled
Users can configure modules	Modules aren't reflected in the screen until they are configured on MyAccount->Modules, including for the admin user 🛠️	Disabled
Users can open and close the modules	Allows users to open and close modules using the icon in the module header. ☰ Always Module decides Never	Module decides
Always display modules to all groups	Any setting for the Groups parameter will be ignored and the module will be displayed to all users.	Disabled
Hide anonymous-only modules from registered users	If an individual module is assigned to the Anonymous group, the module will be displayed only to anonymous visitors. Registered users will not see the module.	Disabled
Hide anonymous-only modules from Admins		Disabled
Top module zone	Activate zone for modules such as site logo, log-in form, etc. (page header) ☰ Only if one or more modules are assigned Always Never	Only if one or more modules...

Option	Description	Default
Topbar module zone	<p>Activate zone for modules such as horizontal menu (navbar), search form, page-wide content, etc.</p> <p>☰ Only if one or more modules are assigned Always Never</p>	Only if one or more modules...
Page top module zone	<p>Activate zone for modules such as breadcrumbs, banners, share icons, etc</p> <p>☰ Only if one or more modules are assigned Always Never</p>	Only if one or more modules...
Left column	<p>👉 Controls visibility of the left column of modules</p> <p>☰ Only if one or more modules are assigned Always User decides Never</p>	User decides
Right column	<p>👉 Controls visibility of the right column of modules</p> <p>☰ Only if one or more modules are assigned Always User decides Never</p>	User decides
Page bottom module zone	<p>Activate zone for modules at the bottom of the main column of each page</p> <p>☰ Only if one or more modules are assigned Always Never</p>	Only if one or more modules...
Bottom module zone	<p>Activate zone for modules such as "powered by" and "rss list" (page footer)</p> <p>☰ Only if one or more modules are assigned Always Never</p>	Only if one or more modules...
Module file	<p>Use a static module definition file instead of relying on the dynamic values generated by Tiki. Useful for custom themes. The file must be in YAML format, following the format used in profiles.</p>	None
Extra module zones available	<p>Extra module zones to be managed through the module administration interface. Useful if a custom theme or layout requires a special zone other than the predefined ones.</p> <p>👉 Comma-separated list, maximum of 20 characters per entry.</p>	None

The jQuery Sortable Tables feature must be activated for the sort feature to work.

Module Admin

[+]