

Onglet de protection contre le spam

La [protection contre le pourriellage Akismet](#) pour les commentaires a [Ajouté des paramètres de sécurité](#), [Ajouté des paramètres de sécurité](#), [Ajouté des paramètres de sécurité](#) [Tiki8](#), et le bannissement de plusieurs IP [partir de la modification des commentaires](#) ou du journal des actions a [Ajouté des paramètres de sécurité](#), [Ajouté des paramètres de sécurité](#), [Ajouté des paramètres de sécurité](#) dans [Tiki9](#).

Aperçu des paramètres

général

utilisez cet onglet pour activer les CAPTCHA anti-spam et protéger les liens vers les adresses électroniques.

Pour y accéder

depuis la page [administration de la sécurité](#), cliquez sur l'onglet **Protection anti-spam**.


Note

lorsque cette option est activée, les fonctions suivantes de Tiki sont :

- condition de pages wiki
- commentaires de pages wiki
- messages et réponses du forum
- commentaires sur les commentaires du tracker
- freetags
- commentaires du calendrier
- abonnements la lettre d'information

Sujets connexes

- [sécurité](#)
- [bannissement](#)
- [modification des commentaires](#)
- [Comment bannir de nombreuses IP de fausses inscriptions](#)
- [Comment supprimer le SPAM](#)
- [Anti-spam](#)
- Voir également : [Comment faire face aux SpamBots](#)

Option	Description	Default
Anonymous editors must enter anti-bot code (CAPTCHA)	Use CAPTCHA to ensure that anonymous input is from a person.	Enabled
CAPTCHA image word length	Number of characters the CAPTCHA will display.	6 characters
CAPTCHA image width	Width of the CAPTCHA image in pixels.	180 pixels
CAPTCHA image noise	Level of noise of the CAPTCHA image.  Choose a smaller number for less noise and easier reading.	100


Option	Description	Default
Use reCAPTCHA	Use reCAPTCHA, a specialized captcha service, instead of default CAPTCHA 👉 You will need to register at http://www.google.com/recaptcha	Disabled
Site key	reCAPTCHA public key obtained after registering.	None
Secret key	reCAPTCHA private key obtained after registering.	None
reCAPTCHA theme	Choose a theme for the reCAPTCHA widget. ☰ Clean Black Glass Red White	Clean
Version	reCAPTCHA version. ☰ 1.0 2.0 3.0	2.0
CAPTCHA questions	Requires anonymous visitors to enter the answer to a question.	Disabled
CAPTCHA questions and answers	Add some simple questions that only humans should be able to answer, in the format: "Question?: Answer" with one per line 👉 One question per line with a colon separating the question and answer	None
Protect email against spam	Protect email against spam submissions. ⚠️ Protect email against spam currently does not operate in pages edited in WYSIWYG mode (Tiki 6.1)	Enabled
Add "rel=nofollow" to external links	Nofollow is used to instruct some search engines that the link should not influence the ranking of the link's target in the search engine's index.	Disabled
Banning system	Deny access to specific users based on username, IP, and date/time range.	Disabled
Ban usernames and emails	Banning rules use both email and username to match rules.	Disabled
Attempts number	Number of attempts user is allowed to login incorrectly before banning them from further attempts.	5
Banning system	The duration of the incorrect login attempts ban in minutes.	30
Comments moderation	Enables the admin or other authorized group member to validate comments before they are visible	Disabled
Use Akismet to filter comments	Prevent comment spam by using the Akismet service to determine if the comment is spam. If comment moderation is enabled, Akismet will indicate if the comment is to be moderated or not. If there is no comment moderation, the comment will be rejected if considered to be spam.	Disabled

Option	Description	Default
Akismet API Key	Key required for the Akismet comment spam prevention. 👉 Obtain this key by registering your site at http://akismet.com	None
Filter spam for registered users	Activate spam filtering for registered users as well. Useful if your site allows anyone to register without screening.	Disabled
Require passcode to register	Users must enter an alphanumeric code to register. The site administrator must inform users of this code. This is to restrict registration to invited users.	Disabled
Passcode	👉 <i>Alphanumeric code required to complete the registration</i>	None
Show passcode on registration form	Displays the required passcode on the registration form. This is helpful for legitimate users who want to register while making it difficult for automated robots because the passcode is unique for each site and because it is displayed in JavaScript.	Disabled
Registration page key	To register, users need to go to, for example: <code>tiki-register.php?key=yourregistrationkeyvalue</code> 👉 <i>Key required to be on included the URL to access the registration page (if not empty).</i>	None






The jQuery Sortable Tables feature must be activated for the sort feature to work.

Option	Description	Default
Anonymous editors must enter anti-bot code (CAPTCHA)	Use CAPTCHA to ensure that anonymous input is from a person.	Enabled
CAPTCHA image word length	Number of characters the CAPTCHA will display.	6 characters
CAPTCHA image width	Width of the CAPTCHA image in pixels.	180 pixels
CAPTCHA image noise	Level of noise of the CAPTCHA image. 👉 <i>Choose a smaller number for less noise and easier reading.</i>	100
Use reCAPTCHA	Use reCAPTCHA, a specialized captcha service, instead of default CAPTCHA 👉 <i>You will need to register at http://www.google.com/recaptcha</i>	Disabled
Site key	reCAPTCHA public key obtained after registering.	None
Secret key	reCAPTCHA private key obtained after registering.	None
reCAPTCHA theme	Choose a theme for the reCAPTCHA widget. ☰ Clean Black Glass Red White	Clean

Option	Description	Default
Version	reCAPTCHA version. ☰ 1.0 2.0 3.0	2.0
CAPTCHA questions	Requires anonymous visitors to enter the answer to a question.	Disabled
CAPTCHA questions and answers	Add some simple questions that only humans should be able to answer, in the format: "Question?: Answer" with one per line ☞ <i>One question per line with a colon separating the question and answer</i>	None
Protect email against spam	Protect email against spam submissions. ⚠ <i>Protect email against spam currently does not operate in pages edited in WYSIWYG mode (Tiki 6.1)</i>	Enabled
Add "rel=nofollow" to external links	Nofollow is used to instruct some search engines that the link should not influence the ranking of the link's target in the search engine's index.	Disabled
Banning system	Deny access to specific users based on username, IP, and date/time range.	Disabled
Ban usernames and emails	Banning rules use both email and username to match rules.	Disabled
Attempts number	Number of attempts user is allowed to login incorrectly before banning them from further attempts.	5
Banning system	The duration of the incorrect login attempts ban in minutes.	30
Comments moderation	Enables the admin or other authorized group member to validate comments before they are visible	Disabled
Use Akismet to filter comments	Prevent comment spam by using the Akismet service to determine if the comment is spam. If comment moderation is enabled, Akismet will indicate if the comment is to be moderated or not. If there is no comment moderation, the comment will be rejected if considered to be spam.	Disabled
Akismet API Key	Key required for the Akismet comment spam prevention. ☞ <i>Obtain this key by registering your site at http://akismet.com</i>	None
Filter spam for registered users	Activate spam filtering for registered users as well. Useful if your site allows anyone to register without screening.	Disabled
Require passcode to register	Users must enter an alphanumeric code to register. The site administrator must inform users of this code. This is to restrict registration to invited users.	Disabled
Passcode	☞ <i>Alphanumeric code required to complete the registration</i>	None

Option	Description	Default
Show passcode on registration form	Displays the required passcode on the registration form. This is helpful for legitimate users who want to register while making it difficult for automated robots because the passcode is unique for each site and because it is displayed in JavaScript.	Disabled
Registration page key	To register, users need to go to, for example: tiki-register.php?key=yourregistrationkeyvalue  <i>Key required to be on included the URL to access the registration page (if not empty).</i>	None

The jQuery Sortable Tables feature must be activated for the sort feature to work.

Option	Description	Default
Anonymous editors must enter anti-bot code (CAPTCHA)	Use CAPTCHA to ensure that anonymous input is from a person.	Enabled
CAPTCHA image word length	Number of characters the CAPTCHA will display.	6 characters
CAPTCHA image width	Width of the CAPTCHA image in pixels.	180 pixels
CAPTCHA image noise	Level of noise of the CAPTCHA image.  <i>Choose a smaller number for less noise and easier reading.</i>	100
Use reCAPTCHA	Use reCAPTCHA, a specialized captcha service, instead of default CAPTCHA  <i>You will need to register at http://www.google.com/recaptcha</i>	Disabled
Site key	reCAPTCHA public key obtained after registering.	None
Secret key	reCAPTCHA private key obtained after registering.	None
reCAPTCHA theme	Choose a theme for the reCAPTCHA widget.  Clean Black Glass Red White	Clean
Version	reCAPTCHA version.  1.0 2.0 3.0	2.0
CAPTCHA questions	Requires anonymous visitors to enter the answer to a question.	Disabled
CAPTCHA questions and answers	Add some simple questions that only humans should be able to answer, in the format: "Question?: Answer" with one per line  <i>One question per line with a colon separating the question and answer</i>	None

Option	Description	Default
Protect email against spam	Protect email against spam submissions. ⚠ <i>Protect email against spam currently does not operate in pages edited in WYSIWYG mode (Tiki 6.1)</i>	Enabled
Add "rel=nofollow" to external links	Nofollow is used to instruct some search engines that the link should not influence the ranking of the link's target in the search engine's index.	Disabled
Banning system	Deny access to specific users based on username, IP, and date/time range.	Disabled
Ban usernames and emails	Banning rules use both email and username to match rules.	Disabled
Comments moderation	Enables the admin or other authorized group member to validate comments before they are visible	Disabled
Use Akismet to filter comments	Prevent comment spam by using the Akismet service to determine if the comment is spam. If comment moderation is enabled, Akismet will indicate if the comment is to be moderated or not. If there is no comment moderation, the comment will be rejected if considered to be spam.	Disabled
Akismet API Key	Key required for the Akismet comment spam prevention. 👉 <i>Obtain this key by registering your site at http://akismet.com</i>	None
Filter spam for registered users	Activate spam filtering for registered users as well. Useful if your site allows anyone to register without screening.	Disabled
Require passcode to register	Users must enter an alphanumeric code to register. The site administrator must inform users of this code. This is to restrict registration to invited users.	Disabled
Passcode	👉 <i>Alphanumeric code required to complete the registration</i>	None
Show passcode on registration form	Displays the required passcode on the registration form. This is helpful for legitimate users who want to register while making it difficult for automated robots because the passcode is unique for each site and because it is displayed in JavaScript.	Disabled
Registration page key	To register, users need to go to, for example: <code>tiki-register.php?key=yourregistrationkeyvalue</code> 👉 <i>Key required to be on included the URL to access the registration page (if not empty).</i>	None

The jQuery Sortable Tables feature must be activated for the sort feature to work.

Option	Description	Default
Anonymous editors must enter anti-bot code (CAPTCHA)	Use CAPTCHA to ensure that anonymous input is from a person.	Enabled
CAPTCHA image word length	Number of characters the CAPTCHA will display.	6 characters
CAPTCHA image width	Width of the CAPTCHA image in pixels.	180 pixels
CAPTCHA image noise	Level of noise of the CAPTCHA image. 👉 Choose a smaller number for less noise and easier reading.	100
Use reCAPTCHA	Use reCAPTCHA, a specialized captcha service, instead of default CAPTCHA 👉 You will need to register at http://www.google.com/recaptcha	Disabled
Site key	reCAPTCHA public key obtained after registering.	None
Secret key	reCAPTCHA private key obtained after registering.	None
reCAPTCHA theme	Choose a theme for the reCAPTCHA widget. ☰ Clean Black Glass Red White	Clean
Version	reCAPTCHA version. ☰ 1.0 2.0 3.0	2.0
CAPTCHA questions	Requires anonymous visitors to enter the answer to a question.	Disabled
CAPTCHA questions and answers	Add some simple questions that only humans should be able to answer, in the format: "Question?: Answer" with one per line 👉 One question per line with a colon separating the question and answer	None
Protect email against spam	Protect email against spam submissions. ⚠️ Protect email against spam currently does not operate in pages edited in WYSIWYG mode (Tiki 6.1)	Enabled
Add "rel=nofollow" to external links	Nofollow is used to instruct some search engines that the link should not influence the ranking of the link's target in the search engine's index.	Disabled
Banning system	Deny access to specific users based on username, IP, and date/time range.	Disabled
Attempts number	Number of attempts user is allowed to login incorrectly before banning them from further attempts.	5
Banning system	The duration of the incorrect login attempts ban in minutes.	30

Option	Description	Default
Comments moderation	Enables the admin or other authorized group member to validate comments before they are visible	Disabled
Use Akismet to filter comments	Prevent comment spam by using the Akismet service to determine if the comment is spam. If comment moderation is enabled, Akismet will indicate if the comment is to be moderated or not. If there is no comment moderation, the comment will be rejected if considered to be spam.	Disabled
Akismet API Key	Key required for the Akismet comment spam prevention. 👉 <i>Obtain this key by registering your site at http://akismet.com</i>	None
Filter spam for registered users	Activate spam filtering for registered users as well. Useful if your site allows anyone to register without screening.	Disabled
Require passcode to register	Users must enter an alphanumeric code to register. The site administrator must inform users of this code. This is to restrict registration to invited users.	Disabled
Passcode	👉 <i>Alphanumeric code required to complete the registration</i>	None
Show passcode on registration form	Displays the required passcode on the registration form. This is helpful for legitimate users who want to register while making it difficult for automated robots because the passcode is unique for each site and because it is displayed in JavaScript.	Disabled
Registration page key	To register, users need to go to, for example: tiki-register.php?key=yourregistrationkeyvalue 👉 <i>Key required to be on included the URL to access the registration page (if not empty).</i>	None

The jQuery Sortable Tables feature must be activated for the sort feature to work.

Liens intéressants

- 10 astuces pour éviter que les courriels ne se retrouvent dans le dossier des pourriels (en anglais)
- CAN-SPAM Act : http://en.wikipedia.org/wiki/CAN-SPAM_Act_of_2003 (en anglais)
- L'intégralité des articles de la loi Can-Spam en HTML : <http://www.legalarchiver.org/cs.htm> (en anglais)
 - éviter les mots et expressions déclencheurs :
 - Inclure une version texte de votre courriel si vous envoyez des courriels HTML
 - Utiliser les techniques de marketing de permission
 - Utilisez des vérificateurs de spam avant d'envoyer vos courriels
 - Sortir des listes noires
 1. SendScore.org (en anglais)
 2. [Mx Tool Box](http://MxToolBox.com) (en anglais)

3. DNS Stuff (en anglais)

- Maintenir un bon rapport texte/image
 - Éviter les pièges spam en utilisant un [Système automatisé Opt-In](#)
 - Éviter les attachements volumineux et certains types d'attachement
 - Assurez-vous que vos clients DKIM, SPF, Sender-ID et de domaine sont correctement configurés.
-