



Search Admin

You can activate this feature through "Admin home > Features > Search"

Features 	
<input checked="" type="checkbox"/>	Blogs
<input checked="" type="checkbox"/>	File Galleries
<input checked="" type="checkbox"/>	Forums
<input type="checkbox"/>	Shoutbox
<input checked="" type="checkbox"/>	Trackers
<input type="checkbox"/>	Webmail
<input checked="" type="checkbox"/>	Surveys
<input type="checkbox"/>	Ephemerides
<input checked="" type="checkbox"/>	Search

Then, you can set the search settings under the magnifying lens icon () , which will lead you to "**tiki-admin.php?page=search**".

Search permissions

give tiki_p_search to the groups that are allowed to search.

Search systems

There are 2 search systems that can be configured by the administrator: **(a) Basic Search (database search)** and **(b) Advanced search (tiki search)** . In old versions, each one had a module, a tiki page that displayed the results and a set of settings.

- Old tiki versions:
 1. the Module search_box:

It is called "**database search**". It uses the resources of the database to do the search and indexation. It can be used **with or without fulltext** capacity. You can see you are running this search if the search page is **tiki-searchresults.php**. If you enable full-text search, your results will be ordered according to their relevance to the search terms. In a similar way, a user knows it is a full text search because each result has a relevance indicator.
 2. the Module search_new:

It is called the "**database independent search**" or "**tiki search**". The search resources are managed by tikiwiki. There is **no fulltext** capacity in this module. **search_new** was introduced in Tikiwiki 1.8. You can see you run this search if the search page is **tiki-searchindex.php**

Both could be used as soon as you checked the feature search. You could even set the 2 search boxes.

- Current tiki versions:
 1. the [Module search](#), which uses tiki-searchresults.php if the 'Basic Search' is enabled regardless of the choice for 'Advanced search'.

1.1.1. Basic Search

Uses MySQL Full-Text Search, through **tiki-searchresults.php**. If enabled, the search module and search feature at the main application menu will use it by default, even if 'Advanced Search' is also enabled below.

- search without case consideration
- don't index words less than 3 characters (no stoplist)
- relevance and ranking don't work . the relevance is based function of the object type on number of read, hits.... there is no ranking
- can search on a part of a word

1.1.2. Advanced Search

Uses Unified Search Index, through **tiki-searchindex.php**. You must choose one unified search engine (default value, Lucene, is ok as a starting point).

1.1.2.1. Lucene (PHP Implementation)

There are a few options you can choose from, here.

1.1.2.2. Mysql Full Text Search

There are a few options you can choose from, here.

1.1.2.3. Elastic Search

You require an external server setup appropriately to use this search system.

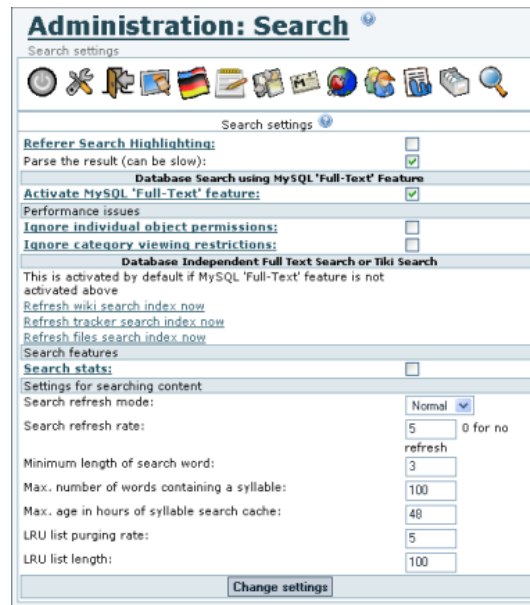
Search on the file galleries

See: [Search within files](#)

Cron Job for Search

- [Cron Job to Rebuild Search Index](#)

Settings



Search features

Setting	Description
Referer Search Highlighting	Specify if the search results page will highlight the matched words. See Referrer Search Highlighting for details. Note: Selecting this option may negatively affect Tiki search performance.
Parse the Result	Specify if Tiki should parse the wiki syntax on the search results page. If not selected, the wiki syntax (code) will be shown. Selecting this option may negatively affect Tiki search performance. This option was introduced in Tiki 2.0
Activate MySQL Full Text Search	If selected, the search uses a full-text database search. If not selected, the database search is primarily an OR search between searched words. The Tikiwiki search will be refreshed automatically. This option was introduced in Tiki 2.0
Ignore individual object permissions	If selected, the database search results will show all matches — even if the user does not have permission to view the specific page. Selecting this option may negatively affect Tiki search performance.
Ignore category viewing restrictions	If selected, the database search results will show all matches — even if the user does not have permission to view the specific category. Selecting this option may negatively affect Tiki search performance.
Search stats	Specify if Tiki records the searched terms for use in the Search Stats page.
Search Refresh Mode	Specify how Tiki determines the search refresh index: Normal or Random . Note: This option applies only if the Activate MySQL Full Text Feature is <i>not</i> enabled.

Setting	Description
Search refresh rate	Specify how often Tikiwiki should refresh the search engine: the bigger is the number, the less often one random object is indexed. At each access to a page of the site, a random number between 1 and the refresh rate is computed . If this number is 1 , a random object is indexed. Starting with Tiki 2.0, the index is refreshed in real time. Note: This option applies only if the Activate MySQL Full Text Feature is <i>not</i> enabled.
Minimum length of search word	Specify the minimum number of characters of the search word. Note: This option applies only if the Activate MySQL Full Text Feature is <i>not</i> enabled. When using the MySQL Full Text Search, you must specify the word length it in the MySQL configuration by using the ft_min_word_len variable. See the MySQL documentation for details.
Max. number of words containing a syllable	only for the db independent search. Note: This option applies only if the Activate MySQL Full Text Feature is <i>not</i> enabled.
Max. age in hours of syllable search cache	only for the db independent search. Note: This option applies only if the Activate MySQL Full Text Feature is <i>not</i> enabled.
LRU list purging rate	only for the db independent search. Note: This option applies only if the Activate MySQL Full Text Feature is <i>not</i> enabled.
LRU list length	only for the db independent search. Note: This option applies only if the Activate MySQL Full Text Feature is <i>not</i> enabled.

Other options:

- Click the **Refresh wiki search index now** link to refresh the search index of the [wiki](#).
- Click the **Refresh tracker search index now** link to refresh the search index of the [trackers](#).
- Click the **Refresh search index now** link to refresh the search index of a Tikiwiki search.

Note: Use these **Refresh...** option only for small sites — larger sties should use a cron batch job.

Mysql search tuning

See <http://dev.mysql.com/doc/refman/5.0/en/fulltext-fine-tuning.html> for some setting at mysql level like the stop list words and the 4 character limit.

Word highlighting

In v1.9 there is a new search box Module search_new and results page (tiki-searchindex.php) that together provide highlighting of search words. Additionally, by adding "&highlight=*words*", where *words* are the words you want to highlight, to the end of the URL (web address) for any wiki page, the words will be highlighted in the page.

Related pages

- [Search](#)
- [Search User](#)
- [Search Stats](#)

alias

- [Search Config](#)