

# User Files

## Overview

This section is used to let users upload files and store them in their tiki personal space, they can then download the files.

- Related Topics
- [Bugs and Wishes](#)

## To access

Click the **Webmail** icon  on the [Admin Panel](#)

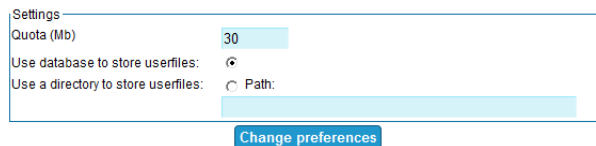
or

Access

<http://example.org/tiki-admin.php?page=userfiles>

## Note

*This feature is created by the Communities Profile - you may need to load Communities before you can turn on and administer this feature.*



## User Files

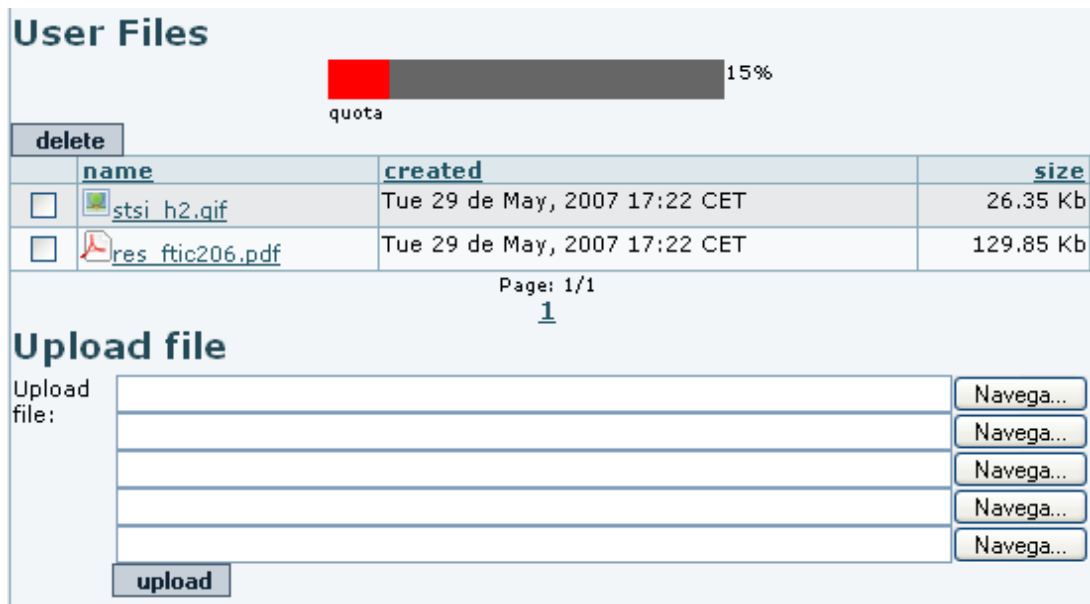
Setting	Description	Default
<b>Settings</b>		
Quota (Mb):	Maximum per user storage capacity	
Use database to store userfiles:	MySQL database is used to store the files. This will be necessary if your host does not support file storage, but if there are many users there could be a performance impact	
Use a directory to store userfiles:	Store files directly in a host directory. Gives better performance than the database option, but you will need to backup that directory separately	
Path:	Relative or absolute path to the User Files storage directory	

## Note



*The remaining content needs to be moved to the User section of the Tiki User Files section of the User or Administrator Guides and referenced back here*

## User Files

This feature is used to let users upload files and store them in their tiki personal space, they can then download the files.



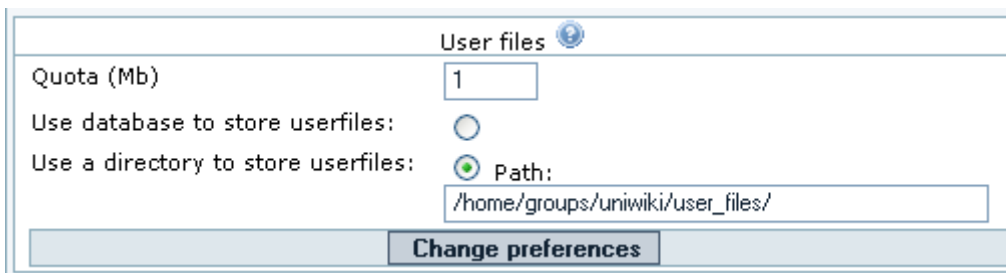
The screenshot shows the 'User Files' interface. At the top, there is a 'User Files' header and a quota bar indicating 15% usage. Below the quota bar is a 'delete' button. A table lists the files:

	name	created	size
<input type="checkbox"/>	 stsi_h2.gif	Tue 29 de May, 2007 17:22 CET	26.35 Kb
<input type="checkbox"/>	 res_ftic206.pdf	Tue 29 de May, 2007 17:22 CET	129.85 Kb

Below the table, it says 'Page: 1/1' and '1'. The 'Upload file' section has a text input field for the file name, followed by five 'Navega...' buttons. At the bottom of the upload section is an 'upload' button.

The screen is very simple users can upload files, download them and delete them as they want. The quota and where files are stored can be configured from the userfiles section of the admin menu illustrated below:

## Configuring userfiles



The screenshot shows the 'User files' configuration settings. The settings are:

- Quota (Mb): 1
- Use database to store userfiles:
- Use a directory to store userfiles:  Path: /home/groups/uniwiki/user\_files/

At the bottom, there is a 'Change preferences' button.

As you can see you can setup the quota in Mbs for each user and decide where to store user files, either the database or a directory. The path can be absolute or relative to the tiki directory, and must have a trailing slash. Example files/