

Translation of this page is incomplete.

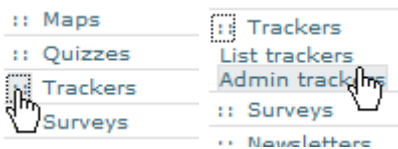
## ÍŠ,ěž~ì»x ì,¬ìš©ìž

ÍŠ,ěž~ì»x è°€ í™ œì,,±í™ "ě~ì-ìž^è³ ì ì ^í•œ ê¶Œí•œì,, ê°€ìš€è³ ìž^è<xè©´, ÍŠ,ěž~ì»x è©"è%oo´è°€ è³´í'è²Œ è~è©° í'ë|í•~ì—¬ ì—ì-´è³¼ ì~ ìž^ìšµè<^è<x. ê.ĵ,ěŸ° í>,, ÍŠ,ěž~ì»x è°ì'í,,° èª"ìŒì,, ìŒì,,±í•~è³ è´€ë|¬í• ì~ ìž^ìšµè<^è<x.

ÍŠ,ěž~ì»x ìŒì,,±í•~è,°

## è´€ë|¬ è©"è%oo´ì—ì,,œ

ì'íž^è³ ìž¼ì³ìš,, è©"è%oo´:



è©"è%oo´ì—èš" ì¼è°~ì ìœ¼èìœ 2è°œì~ ì,, ìŒì,¬í•ì' ìž^ìšµè<^è<x — ÍŠ,ěž~ì»x èª©èìè³¼ ÍŠ,ěž~ì»x è´€ë|¬ — è.ĵ,ě|¬è³ ì,, ìŒì,¬í•ìè ê¶Œí•œì— ìœí•~ì— è³€è²½è ì~ ìž^ìšµè<^è<x. ì' ì,,ì...~ì—ì,,œèš" è°è°ì~ ì,, ìŒì,¬í•ì,, ìŒì,,í•~è²Œ ì,´ìž´è³´è,,èì í•~è² ìšµè<^è<x.

## ÍŠ,ěž~ì»x ìŒì,,± ì'ì ,,ì—

ÍŠ,ěž~ì»x è³¼ ìŒì,,±í•~è,° ì'ì ,,ì—, ÍŠ,ěž~ì»x è©"è%oo´è³¼ í'ë|í•~è©´ è"ì-ìž^èš" ìœ'ì•™ íŒ"è,,ì,, è<xìŒè³¼ è°™ì' í'œè,°è©è<^è<x:

### Trackers

name	description	created	last modif	items
------	-------------	---------	------------	-------

Page: 1/0




## ìŒ^ ÍŠ,ěž~ì»x ìŒì,,±

ì°\_ìì°: ÍŠ,ěž~ì»x ìŒì,,±í•~è,°

ì<°í,xè°€ ì¼è< ÍŠ,ěž~ì»x è³¼ ìŒì,,±í•~è©´, ÍŠ,ěž~ì»x è´€ë|¬ì™€ ÍŠ,ěž~ì»x èª©èì ì-ì, ì— è,~ì-´è è²Œž...è<^è<x:

**trackers**

Find

name	description	created	last modif	items	action
<a href="#">Movie Reviews</a>	Rick's movie reviews.	Sun 18 of Jan, 2004 [20:35]	Sun 18 of Jan, 2004 [20:35]	0	  

Page: 1/1  
1

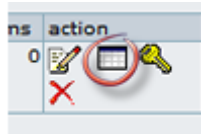
## İž'İ—...

ê° İž'İ—... İ•„İ½~ İœ„ëïœ ëš`İš°İšœ İ»œİ„œë¼¼ ê°€İ ,ê°€ë©´ , ëœİœİ„ İ—İ•“İ•~ëš” ë„êµ—ë“œëïœ İ•„İ½~ë“œİ´ İ—ê²°ë~İ— İž`ëœëš” ê²fi„ İ•œê²œ ë~İœ ê²fiž...ë^ëœ:

- **İž,İš´:** İš,ëž~İ»œ¼¼ İfi„±İ•~ê„° İœ„İ•´ İ,İ—İš©İ—ê~ ë™İ¼İ•œ İ„œİœİ„ İ,İ—İš©İ•~İ— İš,ëž~İ»œ İ•ë³´ë¼¼ İž,İš´İ•©ë^ëœ. İ—İ—ê„°İ—İ„œëš” İš,ëž~İ»œ İ•ë³´, ë²”İ¼¼ İ~¼İ€ ëœ“ê„İ„ İ—´ë—ê²œ İ²~ëİ—İ• ê²fi,İš€İ— ëœİœİœ ë,İš©İ„ ë³€ê²¼İ• İ~ İž`İšµë^ëœ.
- **İ•ë³©:** İš,ëž~İ»œİ´ İ•ë³©İ~ ë³”İœİ„ İž,İš´İ•©ë^ëœ.
- **ê¶œİœ:** İš,ëž~İ»œİ— ëœİœİœ ê¶œİœİ„ İ„œİ•İ•©ë^ëœ (ê¶œİœİ—İžİ—İ¼¼ëšœ ê°€ëšœİ•©ë^ëœ)
- **İ,İ œ:** İš,ëž~İ»œİ™€ ê´€ë” ë°İ´İ„° İ„İ²´ë¼¼ İ,İ œİ•©ë^ëœ. ë³µİ>ë¶^ê°€ëšœ İ•~ê„°ëœë—,İ— İ,İ—İš©İ— İ¼¼İ~ë¼¼ ê„°İš,İ— İ¼¼İœİœİœ.

## Adding Fields to a Tracker

To make a Tracker useful and usable, you add some fields to it to capture the data you want to collect. You can administer fields by going to the the Trackers list, and clicking the Fields Action.



To add a field, click the Fields action from the Trackers list, then fill in the form that appears indicating the field name, field type, and any applicable options. Some of field types:

- Text input
- Textarea input
- Drop down combo (enter options separated by commas)
- Checkbox ("boolean" on/off yes/no true/false fields)
- Date/time field
- ....

At least one of the fields in your Tracker must be the "main" field, which links to the item's details from the Tracker listing. This attribute is controlled by the "Column links to edit/view item?" checkbox. You can also indicate if the field is visible or not in the Tracker item list using the "Is column visible when listing tracker items?" checkbox. If a Tracker has a lot of fields you may want to use this checkbox to remove some of them from the item listing, for easier viewing.

## Admin tracker: Movie Reviews

List trackers Admin trackers Edit this tracker View this tracker items

### Edit tracker fields

Name:	MovieName
Type:	text field
Is column visible when listing tracker items?	<input checked="" type="checkbox"/>
Column links to edit/view item?	<input checked="" type="checkbox"/>
	Save

Some Tracker field types have options you can set. For example, the drop-down field's items are entered separated by commas. In this graphic, you can see this Tracker will track movie reviewers' ratings using a drop-down field, with five "star" rating entries: \*,\*\*,\*\*\*,\*\*\*\*,\*\*\*\*\*. It is easy to think of various creative uses for this powerful tool - problem severity or impact levels, task priority, status, or a client's credit rating.

### Edit tracker fields

Name:	Rating
Type: (Drop down options : list of items separated with commas):	drop down   *,**,***,****,*****
Is column visible when listing tracker items?	<input checked="" type="checkbox"/>
Column links to edit/view item?	<input type="checkbox"/>
	Save

Once you have entered several fields, defining their type, options and visibility, you will see a list similar to this one:

### Tracker fields

Find

name	type	isMain	Tbl vis	action
AmazonMedia	i	n	y	<a href="#">remove</a> <a href="#">edit</a>
Director	t	n	y	<a href="#">remove</a> <a href="#">edit</a>
MovieName	t	y	y	<a href="#">remove</a> <a href="#">edit</a>
Rating	d	n	y	<a href="#">remove</a> <a href="#">edit</a>
Recommended?	c	n	y	<a href="#">remove</a> <a href="#">edit</a>
ReleaseDate	f	n	y	<a href="#">remove</a> <a href="#">edit</a>
ReviewComments	a	n	y	<a href="#">remove</a> <a href="#">edit</a>
ReviewDate	f	n	y	<a href="#">remove</a> <a href="#">edit</a>
Reviewer	t	n	y	<a href="#">remove</a> <a href="#">edit</a>
Studio	d	n	y	<a href="#">remove</a> <a href="#">edit</a>

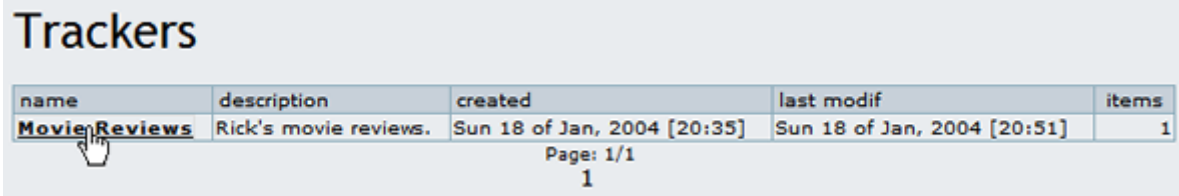
Note in this graphic the "is main" column. A "y" or yes, means you have checked the "Column links to edit/view item?" checkbox. The list also indicates whether a field will be visible in the item listing, and allows you to edit or remove fields accordingly using this list's Actions.

**Hint:** One default field in any tracker is the "Status" field, which tracks whether an item is open

or closed. This field is *not* visible in the Fields listing.

## Using Trackers

You can view a list of your Trackers by clicking Trackers from the menu. The center panel will change as such:



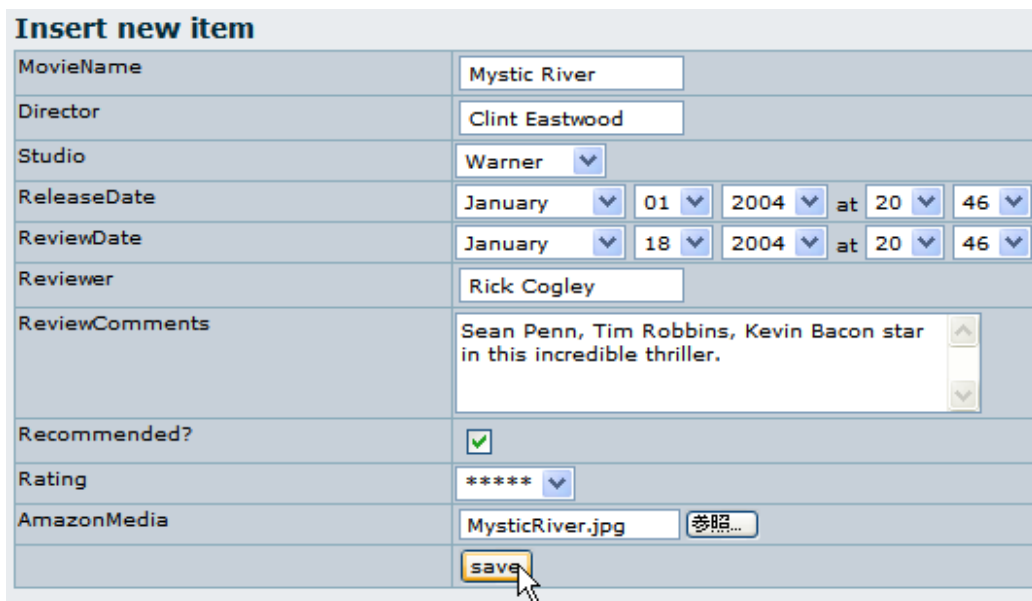
name	description	created	last modif	items
<b>Movie Reviews</b>	Rick's movie reviews.	Sun 18 of Jan, 2004 [20:35]	Sun 18 of Jan, 2004 [20:51]	1

Page: 1/1  
1

Clicking on a Tracker's name (here, Movie Reviews) will take you to a screen in which you can add, modify, delete, filter and sort items, and, toggle email monitoring on changes to the Tracker.

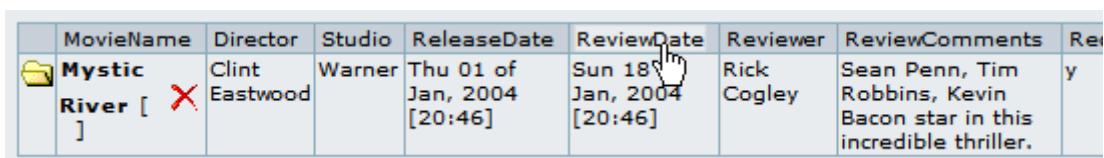
## Adding a Tracker Item


To add an item into your Tracker, enter the information into the fields on the form at the top of the screen, and click Save when you are finished:



Insert new item	
MovieName	Mystic River
Director	Clint Eastwood
Studio	Warner
ReleaseDate	January 01 2004 at 20 46
ReviewDate	January 18 2004 at 20 46
Reviewer	Rick Cogley
ReviewComments	Sean Penn, Tim Robbins, Kevin Bacon star in this incredible thriller.
Recommended?	<input checked="" type="checkbox"/>
Rating	*****
AmazonMedia	MysticRiver.jpg <input type="button" value="参照..."/>
<input type="button" value="save"/>	

After saving, our movie review Tracker now has one review - for the movie Mystic River. In the item list part of the screen, you can see all the visible columns contained in your Tracker, as well as sort by create date, modification date, status, or any other available field.



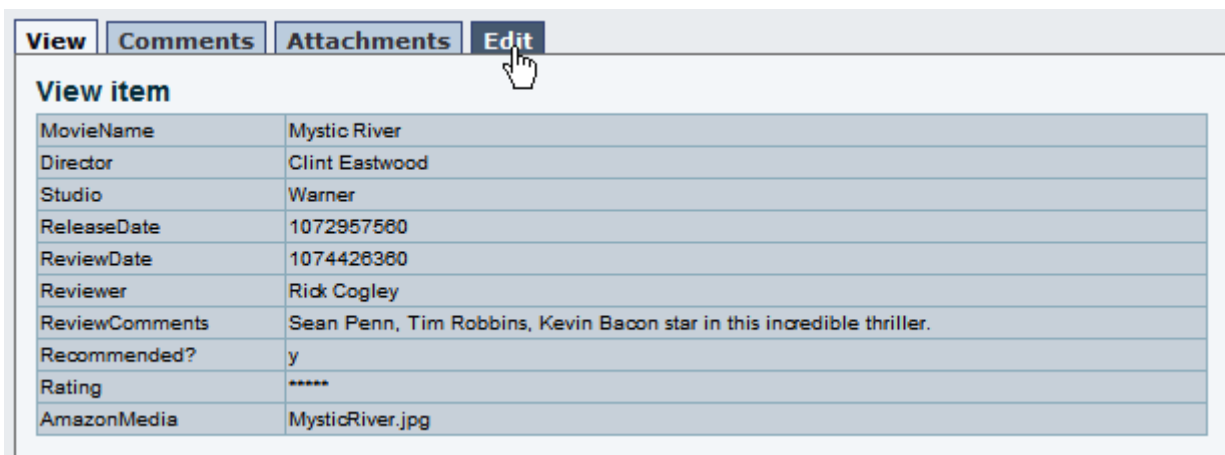
MovieName	Director	Studio	ReleaseDate	ReviewDate	Reviewer	ReviewComments	Re
 <b>Mystic River</b> [ X ]	Clint Eastwood	Warner	Thu 01 of Jan, 2004 [20:46]	Sun 18 of Jan, 2004 [20:46]	Rick Cogley	Sean Penn, Tim Robbins, Kevin Bacon star in this incredible thriller.	y

## Item Details

If you have the right permissions, you can click an item's title to bring up a "details screen" for the item, to modify it, or add attachments or comments.

**Hint:** If its title is not "clickable" then you can go to the admin screen and make some field the "main" field by checking the "Column links to edit/view item?" checkbox.

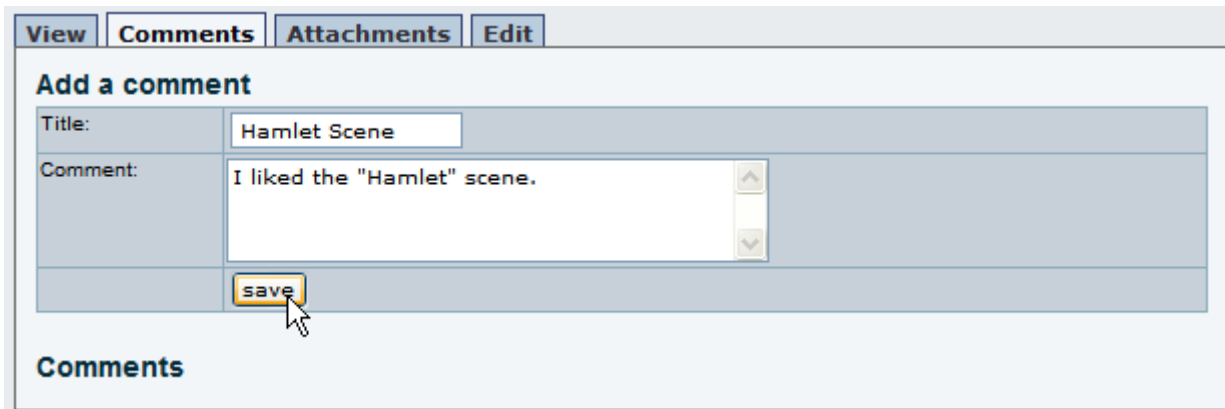
Click the title to display the item details:



The screenshot shows a web interface with four tabs: 'View', 'Comments', 'Attachments', and 'Edit'. The 'View' tab is active, displaying a table with the following data:

View item	
MovieName	Mystic River
Director	Clint Eastwood
Studio	Warner
ReleaseDate	1072957580
ReviewDate	1074426380
Reviewer	Rick Cogley
ReviewComments	Sean Penn, Tim Robbins, Kevin Bacon star in this incredible thriller.
Recommended?	y
Rating	*****
AmazonMedia	MysticRiver.jpg

If attachments or comments are enabled, you can add them to your Tracker's items.



The screenshot shows the 'Add a comment' form with the following fields and content:

- Title:** Hamlet Scene
- Comment:** I liked the "Hamlet" scene.
- Buttons:** A 'save' button is visible at the bottom of the form.

Below the form, the heading 'Comments' is visible.

## Assigning Items to Specific Tiki Users or Groups

If you set up your Tracker with fields of type "user selector" or "group selector," you will be able to easily select from a drop-down list the users or groups registered on your Tiki site. First, we must change the Reviewer field in our Movie Review Tracker to be of type "user selector".

## Admin tracker: Movie Reviews


[List trackers](#) [Admin trackers](#) [Edit this tracker](#) [View this tracker items](#)

### Edit tracker fields

Name:	Reviewer
Type:	user-selector
Is column visible when listing tracker items?	<input checked="" type="checkbox"/>
Column links to edit/view item?	<input type="checkbox"/>
<input type="button" value="Save"/>	

Once that is done, we can choose from the users on the site while editing the item.

### Editing tracker item



[List trackers](#) [Admin trackers](#)  [Monitor](#) [View this tracker items](#)











[View](#) [Comments](#) [Attachments](#) [Edit](#)

**Edit item**

Status	open
MovieName	Mystic River
Director	Clint Eastwood
Studio	Warner
ReleaseDate	January 01 2004 at 20 46
ReviewDate	January 18 2004 at 20 46
Reviewer	None
ReviewComments	None admin Akiko Rick
Recommended?	<input type="checkbox"/>
Rating	*****
AmazonMedia	
<input type="button" value="save"/>	

Tracker Items are always added with their built-in status field set to "open." Items with "open" status, which have been assigned to either your user account or your group, will be displayed in your My Tiki screen.

**My Tiki**  

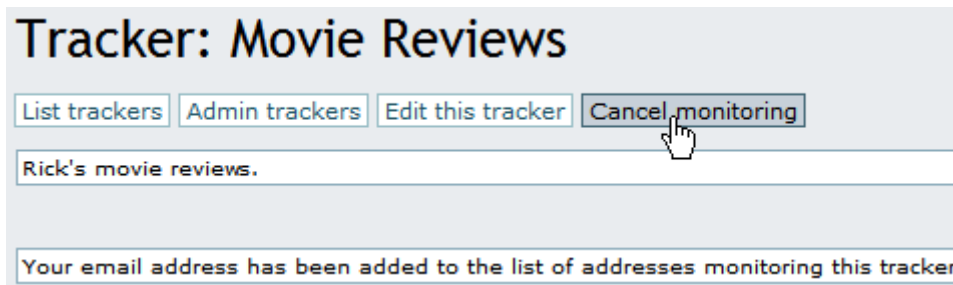
[My Pages](#) [My galleries](#) [My items](#) [My messages](#) [My tasks](#) [My blogs](#)

Assigned items

Mystic River at tracker Movie Reviews

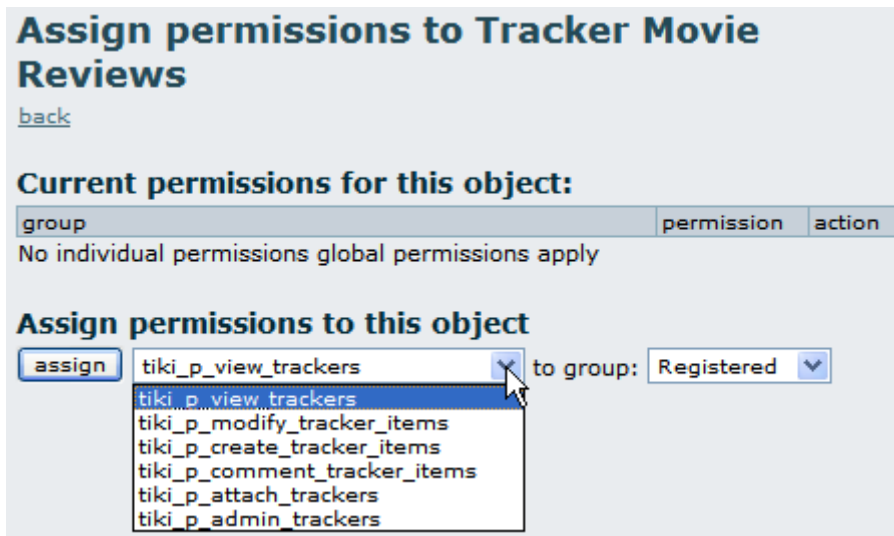
# Monitoring Tracker Items

In the details screen, users can choose to monitor a Tracker, so that an email is sent by Tiki to the user, whenever the item is modified. Click the "Monitor" button to toggle monitoring off and on.



# Setting Tracker Permissions

Permissions can be set to control access to Trackers. Note that you can set permissions globally or on a per-Tracker level. Assign permissions by clicking the "perms" link from the Tracker listing in the Tracker admin screen.



[More documentation](#)

---

## Related Information

- To enable Trackers for your site, see [General Admin](#).
- For more information on My Tiki functionality, see [MyTiki](#).
- To specify permissions for Tracker users, see [Permissions](#) for the general procedure.
- To administer Trackers, see [Tracker Admin](#).
- For technical details, see [Tracker Details](#).

[Useful Links](#)

---

# Editing Tracker Fields

Name:	<input type="text"/>
Type:	checkbox
Is column visible when listing tracker items?	<input checked="" type="checkbox"/>
Column links to edit/view item?	<input type="checkbox"/>
<input type="button" value="Save"/>	

After you have created a tracker you can:

- Enable or disable the Trackers feature.
- Set display of Trackers fields, such as status or create and modify dates.
- Enable and disable comments.
- Sort by name, dates or number of items.
- Categorize your Trackers.

# Entering Tracker Items

**Insert new item**

Name:   
Email:   
Subject:   
Message:   
Priority: Low  
Date & time: October 03, 2003 at 13:23  
Notify me when tkt is responded to:

**Tracker Items**

Filters  
Status: any  
Name:   
Email:   
Subject:   
Message:   
Priority: any  
Notify me when tkt is responded to: any

Name | Email | Subject | Message | Priority | Date & time | Notify me when tkt is responded to | created

Related Links:

- To enable Trackers for your Tiki site, see [General Admin](#).
- To read the user manual for Trackers, see [Trackers User](#).
- To learn about administering Trackers, see [Tracker Admin](#) and [Trackers User](#).

# Terminology

[+]

ÍŠ,ěž~ì»æê°€ í• ì^~ ìž^ěš" ê²fê³¼ ê·,ë ‡ìš€ ì•Šì€ ê²f  
ÍŠ,ěž~ì»æž€ ë<"ì- 'ěš" ì•„ěš^ ë¶€ì ì^í•œ ëª...ì¹¼ ê²fìž...ë<^ë<æ, ì„œì< ìfì„±ê„°ê€ ì•„ěš^ ë" ì ì^í•  
ê²fìž...ë<^ë<æ. ì' ê„€ì„ ì"°ěš" í~„ìž- ì' ì<°í„æš" 1.9 pre-release (CVS) ê²„ì„ì„ ì<æí-%o ìæ'ìž...ë<^ë<æ. ì'  
ë-„ì„œë"æì, 1.9ì~ ÍŠ,ěž~ì»æì- ëšžì¶"ò ì„ìš€€š€ ì•„ěš^ ë¶€ë¶„ì ìœ¼ëìœ 1.8.2ì-ë„ ì ìš©ë ì^~



iz`i,, e2fiz...e^e<α.

is\_ ezh`i»xēš" i •ēs ē©<is,, e,,êμ-iz...e^e<α. i™ „ē2½í~is,, i•šis€ēs€ ēšxē2^ ê°œi,, e~ê3  
iz`išμē<^e<α. í° i`š^ēš" e<xēš, i-`i<i,, is\_ ezh`i»x i\_í,, °íž`i`šxēioē ē3€ē2½í•ēš" e2fiz...e^e<α.  
ê° „ē`í•œ í...išxíš\_ ē3€í™~i€ í~ „iz- ēŋ^ēŸ-i~xê\_ °/ē, 'ē3'ē, 'ê\_ ° eiœ ê°€ēšŸí•~is€ēs€ is\_ ezh`i»x í-  
ēª©i- ē€í•`i,,œēš" i• „is iz`ē™í•~is€ i•šisμē<^e<α. is\_ ezh`i»xí~ ê\_ ēŋ€ēŋ,,i,, i €í-ê°€ i™ „ēf€í•  
i^~ iz^ē,,ei ē,,i™ €i£¼i<i<œi~x!