

Tiki13

To check all the commits in this branch, see:

<https://sourceforge.net/p/tikiwiki/code/HEAD/tree/branches/13.x/changelog.txt>

- Tiki13 was released on August 5, 2014.
- If you are upgrading, please see #Upgrade.
- It is the version immediately post-LTS, which means there are a lot of new changes and it is usually not as stable as the LTS or immediately pre-LTS versions.
 - Major changes have happened, including moving to the Bootstrap CSS framework.
 - The Bootstrap transition was planned to span 2 versions, so is not yet complete. As a result, Tiki 13 being the mid-way version might be "rough around the edges".
- Please review the known issues below #Known_Issues_in_13.0.
- It will be supported until 14.1 is released. See version lifecycle
- The requirements will increase (IE9, PHP 5.5)

New Features Alphabetically sorted

1.1. ArticlesÂ improved

- Added the ability to grab the content of an article from URL, and store it in articles.
<http://sourceforge.net/p/tikiwiki/code/50743/>
- Article can be attached to a tracker item <http://sourceforge.net/p/tikiwiki/code/50708/>

- Adding basic option to fetch the content from source when using article generator instead of relying on the excerpt from the feed
<http://sourceforge.net/p/tikiwiki/code/49059/>

1.2. Banning multiple registration IPs from user management

Since Tiki 13.1, admins can easily ban multiple IPs from spam registrations directly with just a few clicks. They can also optionally remove the user accounts and their user tracker items, as well as their user pages.

See Users

1.3. Bootstrap

- Bootstrap

See also #Themes below.

1.4. Console

Usual management tasks done through a console are now handled by a common console.php script with many parameters.

- DB Redactor added . <http://sourceforge.net/p/tikiwiki/code/47589/>
- Allow refreshing of incoming RSS feeds through console.
<http://sourceforge.net/p/tikiwiki/code/51073/>
- Mail queue (through zend stmp) fixed.

See Console

1.5. Frontpage can be created in HTML

The Tiki front page can be created in HTML format, if wysiwyg HTML mode is selected. This enables full inline editing of the front page. <http://sourceforge.net/p/tikiwiki/code/47565/>

1.6. Goals

See Goals and Tutorial: Goals

1.7. InstallationÂ faster

The installation is faster than before. There is a batch of insert tiki_secdb during installation, if a mysql_data file exists and the user has a mysql file permission. <http://sourceforge.net/p/tikiwiki/code/50986/>

1.8. Jitsi

Added configuration for jitsi provisioning <http://sourceforge.net/p/tikiwiki/code/49699/>
See Jitsi

1.9. Layouts

- Layout template for 3-6-3 column width configuration (25%, 50%, 25% widths)
<http://sourceforge.net/p/tikiwiki/code/49517/>
- New layout for social sites with classic top navigation bar
<http://sourceforge.net/p/tikiwiki/code/49734/>

1.10. Mail-inÂ improved

Allow mail-in post comment on notification reply, fixed encoding issues, better reply-stripping for gmail
<http://sourceforge.net/p/tikiwiki/code/50660/>

1.11. Mobile-ready display

There is no need to apply profile Mobile anymore on Tiki13.0, since it automatically adapts its display to mobile devices when needed.

1.12. NamespacesÂ improved

Ability to force all non-namespace page links to same namespace of the page being edited

<http://sourceforge.net/p/tikiwiki/code/50755/>

1.13. Notifications

Notifications have been revamped. See: [Notifications and Tutorial: User Notifications](#)

1.14. PaymentsÂ improved

- Added payment gateway for Israel Post.
- Added method to be able to referance paypal by invoice id, and password and siganature from PayPal Pro account <http://sourceforge.net/p/tikiwiki/code/49504/>

See Payments

1.15. Profile exporterÂ improved

- Profile handlers (and export) for activity stream custom rules
<http://sourceforge.net/p/tikiwiki/code/47430/>
- Group profile exporter <http://sourceforge.net/p/tikiwiki/code/49606/>

1.16. SEFURLÂ improved

Search Engine Friendly URL (SEFURL) for Calendar events added to route and upcoming_events module
<http://sourceforge.net/p/tikiwiki/code/49247/>

1.17. Stored SearchÂ Queries

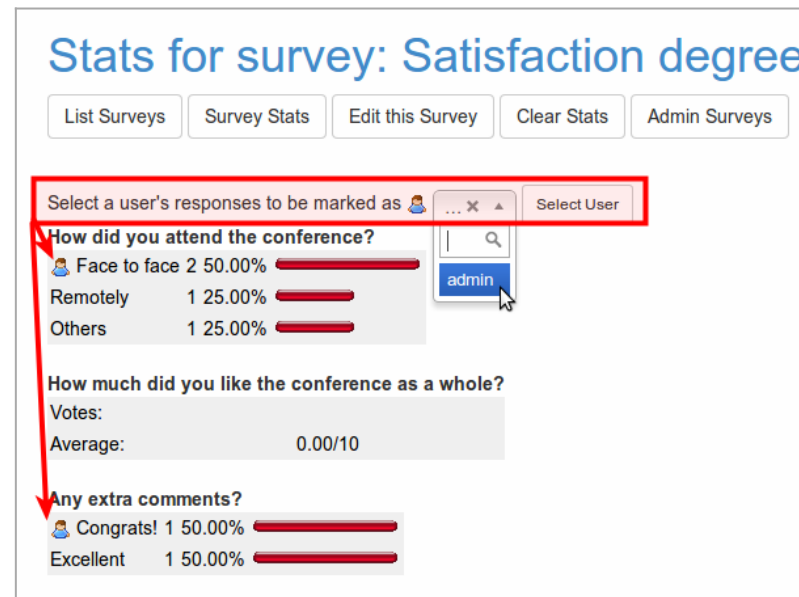
- Stored Search using Elasticsearch's Percolator feature:

<http://www.elasticsearch.org/blog/percolator-redesign-blog-post/>

1.18. SurveysÂ improved

There have been a few improvements to surveys:

- Use sefurl for take_survey links
- Make questions (drag & drop) sortable on admin questions
- Allow control of the textarea toolbar per question, and add a "c" option to use the "comments" minimal toolbar
- Added options for header type - newpage triggers pagination mode and inserts a page "break", and tag allows setting of heading type (default is h3)
- Object permissions used for take survey and view stats
- Allow showing of user's voted option in survey states
- Added a drop down selector for user to show icon next to responses in stats, and other minor fixes



Click to expand

See Surveys

1.19. Terms and ConditionsÂ improved

- Added terms and conditions feature to manage terms page and make sure users approved the latest approved terms before accessing the site
<http://sourceforge.net/p/tikiwiki/code/49418/>
- Added age validation prior to user conditions
<http://sourceforge.net/p/tikiwiki/code/49483/>

1.20. Themes

File design.css has been renamed to tiki.css.

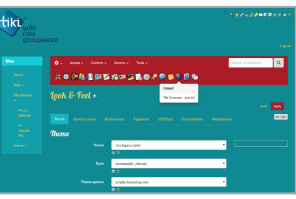
Some style themes have been converted to #Bootstrap (maybe at different degrees of completion at the time of this writing):

- Fivealive
- Jqui
- TheNews

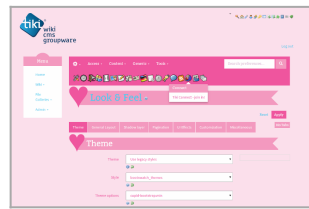
And some new Themes have been added:

- Bootswatch themes. See bootswatch.com for more information (r50408, r50790)
 - Amelia
 - Cerulean
 - Cupid
 - Darkly
 - Lumen
 - Shamrock
 - Superhero
 - Yeti
 - ...*and many more*

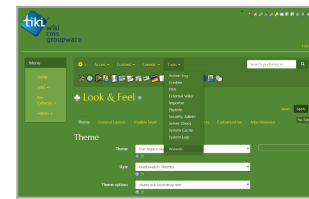
Some Bootswatch themes incorporated



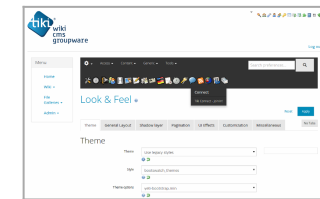
Amelia - Click to expand



Cupid - Click to expand



Shamrock - Click to expand



Yeti - Click to expand

- To use them (for instance, "cerulean"), you can select them at the panel **Admin home > Look and Feel:**
- Theme selection: **Bootstrap themes in the "styles" directory**
 - Theme: **bootswatch_themes**
 - Theme options: **cerulean**

1.21. TrackersÂ improved

- Added an articles field type, allowing to attach articles to a tracker item.
<http://sourceforge.net/p/tikiwiki/code/50708>
- Allow creating of associated tracker item for article.
<http://sourceforge.net/p/tikiwiki/code/51203/>
- Ability to link wiki pages to tracker items (not just through page field but through text fields) and associated functionality <http://sourceforge.net/p/tikiwiki/code/50769/>

1.22. User Encryption

See User Encryption

1.23. wikiLingo

wikiLingo has been added as experimental feature. (r49859, among other commits)

See [wikiLingo](#)

Known Installation Issues

Timeout when installing with InnoDB option

We are aware that a minority of users have timeout issues when choosing InnoDB instead of MyISAM as the database engine in the web installer. This is not a new issue and affected Tiki 12.2 also. This affects only certain server environments. The workaround for this problem is to install using MyISAM and then running `db/tiki_convert_myisam_to_innodb.sql` in order to convert the databases to InnoDB.

Problem with installing in subdirectory with a tilda

Users have reported problems with installing in subdirectories with a tilda (~) in the URL. This problem affects Tiki 12 too.

Upgrade

Information for upgraders to Tiki 13. Tiki 13 marks the beginning of a major change to the Bootstrap CSS framework for display. When upgrading an old site, you will experience disruptions in visual look and feel, but at the same time you will see much improvement to a modern and responsive look.

Nevertheless, you will need to upgrade your theme to Bootstrap, or choose a theme which is bootstrap-ready from somewhere else. Also, some reconfiguration will be required. Please see below.

For more information, see:

- <http://themes.tiki.org/Bootstrap>
- <http://themes.tiki.org/Bootstrap+-+CSS+Development>
- <http://themes.tiki.org/Bootstrap+-+Smarty+Templates>

Since file design.css has been renamed to tiki.css, any customization to that design.css file on disk must be ported to the new tiki.css

Top and topbar modules

Note that top and topbar modules will now go full width by default. You will find that things like search and menu bars might be full width which is not what you want. To reduce their width, go to Admin..Modules and set under "Appearance" a "Containing Class".

For example, if you set the containing class to col-md-9 (e.g. the top menu on Tiki.org sites), the module will take up 9 out of the 12 columns of the bootstrap grid. If you set the containing class to col-md-3 (e.g. the top search bar module on Tiki.org sites), the module will only take up 3 out of 12 columns of the bootstrap grid.

jQuery-UI Theme may need to be set to something

In Tiki 12 you might have set the jQuery-UI theme to None in order to avoid other issues, but now in Tiki 13 you might find that jQuery-UI popups might have a transparent background. To fix this, simply set the jQuery-UI theme to something or reset it to the default.

Bootstrap style menus

If you have menus using the following syntax, e.g. in custom modules:

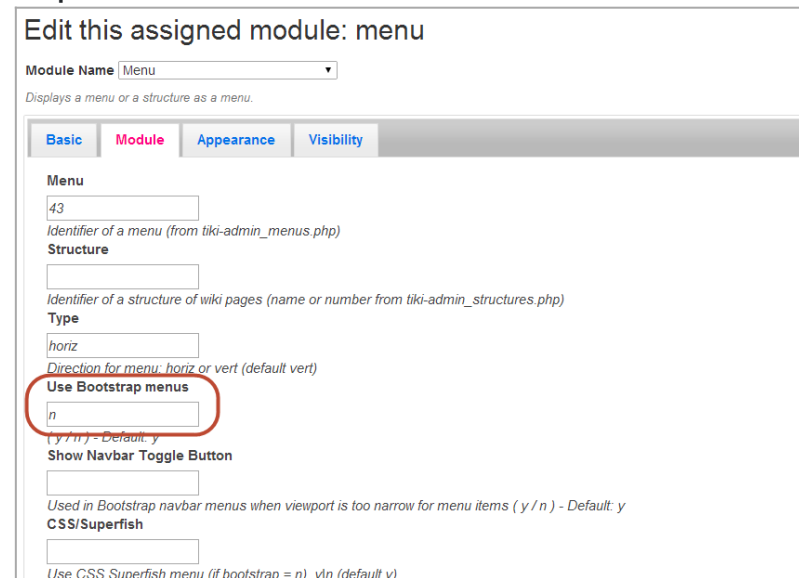
```
{menu id=42 css=y type=vert}
```

You will need to add bootstrap=y on order to get the bootstrap version

```
{menu id=42 bootstrap=y css=y type=vert}
```

Bootstrap has a mobile focused approach and so prefers to have one level deep menus as these are considered best for mobile devices. So for bootstrap style menus you should have section level 0 and options at Tiki menu administration.

If you want a deeper menu structure than set the "Use Bootstrap menus" option at module administration to "n" in order to escape Bootstrap styling and preserve multi-level menus (section level 1, section level 2, section level 3).



The screenshot shows the 'Edit this assigned module: menu' interface. It includes a 'Module Name' dropdown set to 'Menu', a description 'Displays a menu or a structure as a menu.', and four tabs: 'Basic', 'Module', 'Appearance', and 'Visibility'. The 'Module' tab is active. Under the 'Module' tab, there are several fields: 'Menu' (value: 43), 'Structure' (empty), 'Type' (value: horiz), and 'Use Bootstrap menus' (value: n, circled in red). Below these are 'Show Navbar Toggle Button' (empty) and 'CSS/Superfish' (empty).

Click to expand

Use bootstrap=n in case you include a menu in a custom module or tpl.

```
{menu id=42 bootstrap=n css=y type=vert}
```

Floated box class styles are nowÂ redundant

Instances of div classes in wiki text etc. (such as divs thirdfloat, to have display in 3 cols), should be replaced by Bootstrap grid divs.

More information:

<http://themes.tiki.org/Floated+box+demo>

Plugins need approval

After upgrading, if you have plugins throughout the site that need approval, you can go to [tiki-plugins.php](#) (as an admin) to approve them all. There is a button at the bottom of that page to approve all plugins.

Known Issues in 13.0

- Formatting for the calendar module has changed
- If you have more than one menu, on a mobile device, clicking on one of them causes all of them to expand
- Text content within wide tables may not wrap when screen width is reduced and thus a lot of horizontal scrolling is needed (many tables do not have this problem but there might be some that do).
- If you are using Alias links, you might get "Can't duplicate alias link" errors if you had duplicate aliases before
- If you turn on codemirror, you might not be able to post comments (this is a problem for Tiki 12 as well)
- Slideshow feature might overlap other things on the page
- If you have linked images on remote servers using the IMG plugin, and if you have set only the height and width, you will need to set now both in order to get the correct proportions. This is because Tiki no longer opens remote images to determine the height/width (as it might cause an endless loop if the remote image is unreachable).
- Asterisks for mandatory fields are on the following line of the input box rather than on the same line. This is caused by Bootstrap input fields being 100% width as per the standard. If this is an issue, it can be temporarily worked around by overriding the CSS to <100% width locally.

- Tracker form validation messages might appear to be positioned somewhat strangely (i.e. next to the labels) when validating radio button and checkbox fields.

Known Issues in 13.1

- Tracker validation is performed server-side from 13.1 onwards, as well as by the (optional) client-side validation using the jquery.validation feature (since 9.x). Previously, regex validation patterns needed to be "escaped" (i.e. backslashes needed to be doubled) to work in javascript, this is no longer the case and these patterns will need to be changed.

Removed features

- Ability for users to toggle left or right columns on/off by themselves (a feature request to put this back exists)
- Ability to override/let user control Module area visibility in Admin...Look and Feel is not possible anymore. If there is a module to show in the area, it will show automatically.
- Nested wiki-plugins are not allowed in Custom Module anymore. It will cause a Smarty error.
- Metrics Dashboard

Pages linking to Tiki13

17 pages link to Tiki13

- Calculations
- Documentation
- Mobile
- Bootstrap
- PluginList output control block
- Administration des Forums
- Goals
- PluginPastLink
- User Encryption
- `ì,,xëª...ì,,œ`

- æ-†æi£
- ê³ ê,‰o ë“±ê,‰o
- Tutorial - User Notifications
- List í”Æëÿ¬ê,ì,
- Notifications
- Forum Admin
- Jitsi

Alias

Tiki13.0 | TikiWiki13 | TikiWiki13.0 | TikiWiki 13.0 | TikiWiki 13 | Tiki 13 | Tiki 13.0