

Module change_category

This module allows a user to change the category of a wiki page. It is only displayed if the category feature is on and if you are on a page.


There are 3 different types of display:

1. A simple display consisting of a drop down list where the current categories are selected:

This code:

```
{MODULE(module="change_category" id="4" title="language") /}  
{MODULE(module="change_category" id="8") /}
```

Produced:




2. A display with more detail: the assigned categories are shown in a table with a button to unassign the category, and the additional categories that can be assigned are shown in the drop down list.

This code:

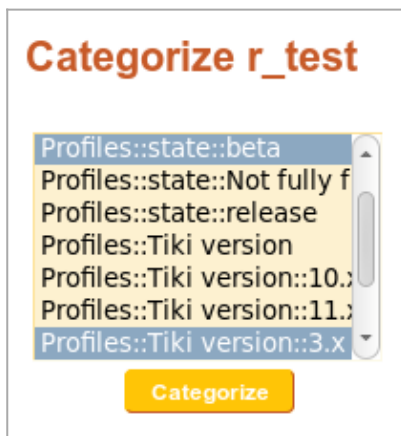
```
{MODULE(module="change_category" id="10" detail="y" categorize="categorize") /}
```

Produced:



3. A display consisting of a combo box where you can select one or many categories from the full list of categories:

An example in <http://profiles.tiki.org>, once you are logged in as user, and you are in a wiki page like "r_test":



Click to expand

Parameters

Enables to categorize an object. Some combinations of Multiple categories, Detailed, Unassign and Assign may challenge intuition or be simply broken.

[Go to the source code](#)

Preferences required: feature_categories, feature_wiki

Parameters	Accepted Values	Description	Default	Since
<code>add</code>		If set to "y", allow to assign new categories. Example values: y, n. Default value: y.		
<code>categorize</code>		String to display on the button to submit new categories, when multiple categories is enabled. Default value: Categorize.		
<code>detail</code>		If set to "y", shows a list of categories in which the object is. If deletion is not disabled, it is done with the list. Not set by default.		
<code>path</code>		Unless set to "n", display relative category paths in the category tree rather than category names. Paths are relative to the root category, which is not displayed. Example value: "n". Not set by default.		
<code>group</code>		Very particular filter option. If set to "y", only categories with a name matching one of the user's groups are shown, and descendants of these matching categories. Example values: y, n. Default value: n.		

`imgUrlIn`

Very particular parameter. If both this and "Image URL not in category" are set and the root category contains a single child category, the module only displays an image with this URL if the object is in the category. Example value:

<http://www.example.org/img/bigplus.png>.

`imgUrlNotIn`

Very particular parameter. If both this and "Image URL in category" are set and the root category contains a single child category, the module only displays an image with this URL if the object is not in the category. Example value:

<http://www.example.org/img/redcross.png>.

`multiple`

If set to "n", only allows categorizing in one category (from those displayed). Not set by default.

`notop`

In non-detailed view, disallow uncategorizing. Example value: 1. Not set by default.

`shy`

If set to "y", the module is not shown on pages which are not already categorized. Not set by default.

`del`

If set to "n", the detailed list of categories will not offer to unassign a category. Not set by default.

`id`

int

Changes the root of the displayed categories from default "TOP" to the category with the given identifier. Note that the root category is not displayed. Example value: 13. Defaults to 0 (root).

Example: Use this module to toggle a category

This code:

```
{MODULE(module="change_category" id="1" imgUrlNotIn="dl7" imgUrlIn="dl8" title="Statute") /}
```

Would produce:



And after clicking on the icon:



See also:

[Category Transitions](#), [PluginCategory](#), [Module last_category_objects](#) and [Module categories](#)

Related Pages

See these pages for information that applies for all modules:

- [Module](#) — Overall introduction and overview
- [Module Admin](#) — Introduction to the module admin pages for site-wide and individual module settings
 - [Assigning Modules](#) — How to select a module to configure it
 - [Module Settings Interface](#) — Interface for configuring individual module settings
 - [Module Settings Parameters](#) — Explanation of standard parameter settings for modules
 - [Creating Custom Modules](#) — How to create user modules
- [Index of Modules](#) — Links to the documentation of individual modules
- [User Modules](#) — How (if the feature is active) users can choose and place their modules
- [Mods Type Modules](#) — Links to modules that are installed as components